


## Dalston Neighbourhood Plan Business Survey 2014: Summary report

This report was created on Wednesday 18 May 2016 at 14:06.


The consultation ran from 01/04/2014 to 30/09/2014.

### Contents

Question 1: Please tell us how you have completed this survey (Tick one box)	3
Form/Online	3
Question 2: Please insert your postcode	3
Your Postcode	3
Question 3: Please enter your reference. This will be shown on your invitation letter. Volunteers, please add your reference (three digits) followed by the site reference (three digits).	3
Your Reference	3
Question 1: Name of Business	3
Name of Business	3
Question 2a: Address of Business	3
Address	3
Question 2b: What is your email address?	3
Email	3
Question 2c: Landline Phone Number.	3
Landline Phone Number	3
Question 2d: Mobile Phone Number	3
Mobile Phone Number	3
Question 2e: Website Address (If you have one)	3
Website Address	3
Question 3a: To help us understand the range of existing business in Dalston Parish, please select all that apply that best describes the nature of your business.	4
Business Nature	4
Question 3b: Other? Please give details	5
Other business nature	5
Question 4: What type of premises do you operate from?	5
Type of Premises	5
Question 5: How long has the business been established?	6
Age of Business	6
Question 6: What is the reason for establishing your business here?	6
Location Reason	6
Question 7: Do you source services and materials locally?	7
Local Services & Materials	7
Question 8: What are the reasons you do not source more of your requirements locally? Please give brief reasons	7
Reasons not sourced locally	7
Question 9: Where do your business/customers come from? Please tick approximate percentages.	8
Matrix 1 - Within 5 miles	8
Matrix 1 - 5 - 40 miles	8
Matrix 1 - Other areas of the UK	9
Matrix 1 - EC Countries	9
Matrix 1 - Worldwide	10
Question 10: How many employees are there including you and your family. Please tick all that apply.	10
Matrix 1 - Full time	10
Matrix 1 - Part Time	11
Matrix 1 - Trainees	11
Matrix 1 - Students	11
Matrix 1 - Seasonal	12
Question 11: Are employee number expected to change? (Please tick one)	12
Matrix 1 - In the Short Term	12
Matrix 1 - In the Medium Term	12
Matrix 1 - In the Long Term	13
Question 12: What factors will influence this change during the Plan period to 2030?	13

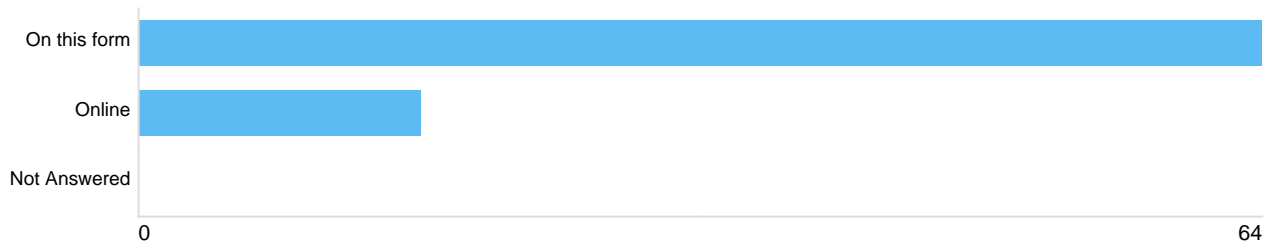


Employee Change Factors	13
Question 13: Where do your employees come from? i.e. Where do they consider home. Please tick the most appropriate numbers	13
Matrix 1 - Dalston Parish	13
Matrix 1 - Carlisle	14
Matrix 1 - Less than 20 miles away	14
Matrix 1 - More than 20 miles away	14
Matrix 1 - EC Countries	15
Matrix 1 - Outside EC	15
Question 14: Do you provide training schemes / apprenticeships?	15
Training / Apprenticeships	15
Question 15: Are there any planning constraints or barriers that will or may prevent your business from developing in the Plan period to 2030	16
Planning prevent business development	16
Question 16: Do you envisage your business will change over the following times?	16
Matrix 1 - Short term 1 - 2 yrs.	16
Matrix 1 - Medium term 3 - 5 yrs.	16
Matrix 1 - Long Term > 5 yrs.	16
Question 17: What factors will influence this?	17
Business change over time	17
Question 18: Are your business premises a concern to your future plans?	17
Premises future plans	17
Question 19a: What additional space will your business require over the Plan period to 2030? Please tick all that apply.	17
Matrix 1 - Industrial / Workshop	17
Matrix 1 - Office	18
Matrix 1 - Retail	18
Matrix 1 - Storage / Covered / Open	19
Matrix 1 - Other (See Q19b)	19
Question 19b: Please tell us if you will have any additional requirements not covered above.	20
Additional Business Space	20
Question 20a: Does the existing road infrastructure influence the running of your business?	20
Roads influence business	20
Question 20b: Please give brief details	20
Road infrastructure issues	20
Question 21a: Which developments would improve your business? Please tick all that apply	21
Developments to improve business	21
Question 21b: Please briefly describe any other developments that would improve your business.	21
Other developments that improve business	21
Question 22: Is your business conducted using the Internet? Please tick all that apply	21
Internet Business Activity	21
Question 23: Would an increase in Broadband performance help your business?	22
Broadband Performance	22
Question 24a: What additional business should the Plan encourage? (Tick any that you would support)	23
Encourage additional business	23
Question 24b: Other, please give brief details	24
Encourage other additional business	24
Question 25: Should the Neighbourhood Plan allocate more land for employment / business purposes? (Please tick one.)	24
Land allocation for employment / business	24
Question 26: Where should employment land be allocated? Please give brief details	24
Land Allocation	24
Question 27: Which sites should be allocated for employment / business uses? (Tick any)	25
site type for employment / business allocation	25
Question 28: If you have other comments about business activity in Dalston Parish please write them here.	25
Further comments	25
Question 29: Completion Date	25
Completion Date	25



**Question 1: Please tell us how you have completed this survey (Tick one box)**

**Form/Online**



Option	Total	Percent
On this form	64	80.00%
Online	16	20.00%
Not Answered	0	0%

**Question 2: Please insert your postcode**

**Your Postcode**

There were **80** responses to this part of the question.

**Question 3: Please enter your reference. This will be shown on your invitation letter. Volunteers, please add your reference (three digits) followed by the site reference (three digits).**

**Your Reference**

There were **80** responses to this part of the question.

**Question 1: Name of Business**

**Name of Business**

There were **80** responses to this part of the question.

**Question 2a: Address of Business**

**Address**

There were **80** responses to this part of the question.

**Question 2b: What is your email address?**

**Email**

There were **51** responses to this part of the question.

**Question 2c: Landline Phone Number.**

**Landline Phone Number**

There were **80** responses to this part of the question.

**Question 2d: Mobile Phone Number**


**Mobile Phone Number**

There were **16** responses to this part of the question.

**Question 2e: Website Address (If you have one)**

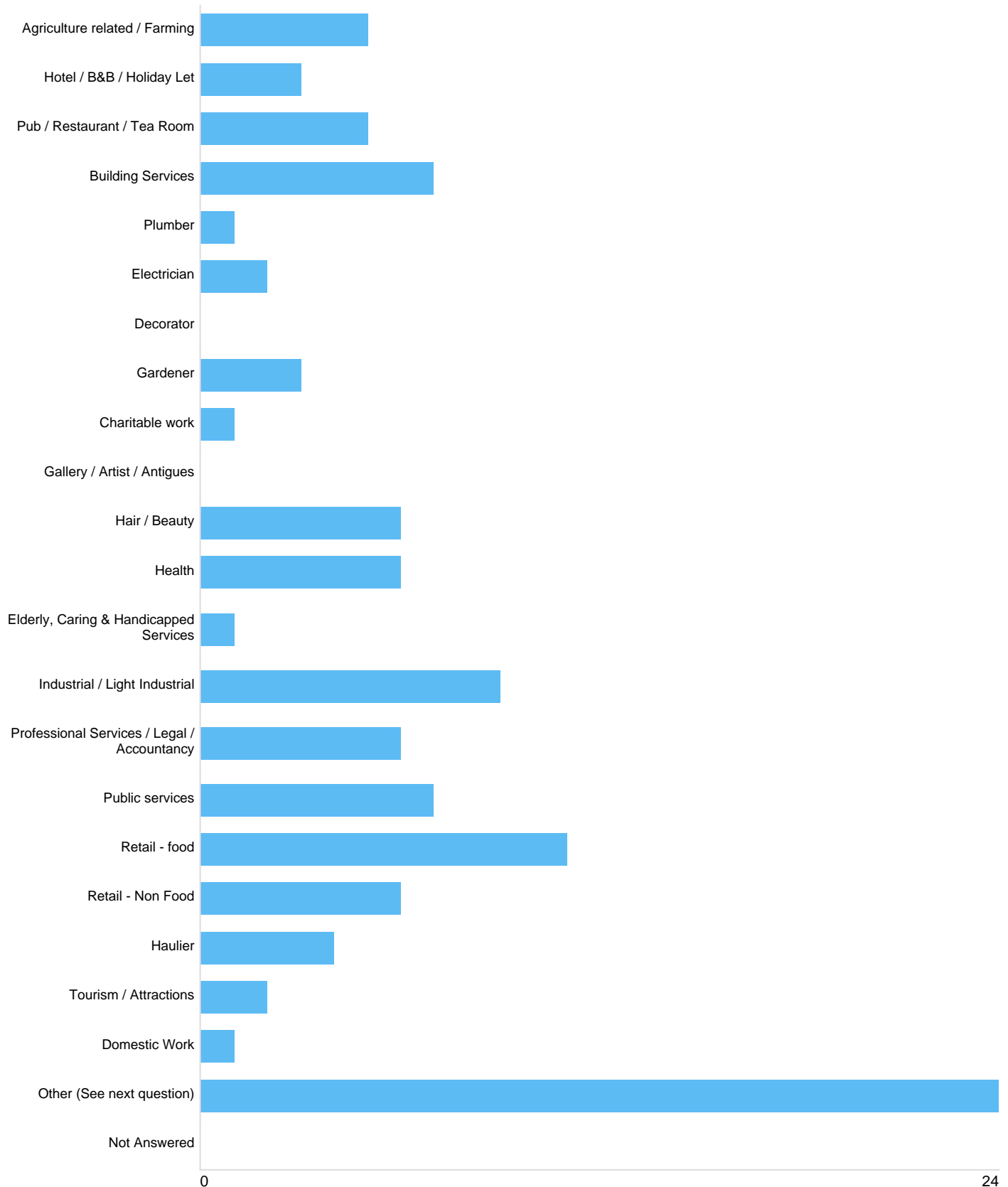
**Website Address**


There were **38** responses to this part of the question.



**Question 3a: To help us understand the range of existing business in Dalston Parish, please select all that apply that best describes the nature of your business.**

***Business Nature***





Option	Total	Percent
Agriculture related / Farming	5	6.25%
Hotel / B&B / Holiday Let	3	3.75%
Pub / Restaurant / Tea Room	5	6.25%
Building Services	7	8.75%
Plumber	1	1.25%
Electrician	2	2.50%
Decorator	0	0%
Gardener	3	3.75%
Charitable work	1	1.25%
Gallery / Artist / Antiques	0	0%
Hair / Beauty	6	7.50%
Health	6	7.50%
Elderly, Caring & Handicapped Services	1	1.25%
Industrial / Light Industrial	9	11.25%
Professional Services / Legal / Accountancy	6	7.50%
Public services	7	8.75%
Retail - food	11	13.75%
Retail - Non Food	6	7.50%
Haulier	4	5.00%
Tourism / Attractions	2	2.50%
Domestic Work	1	1.25%
Other (See next question)	24	30.00%
Not Answered	0	0%

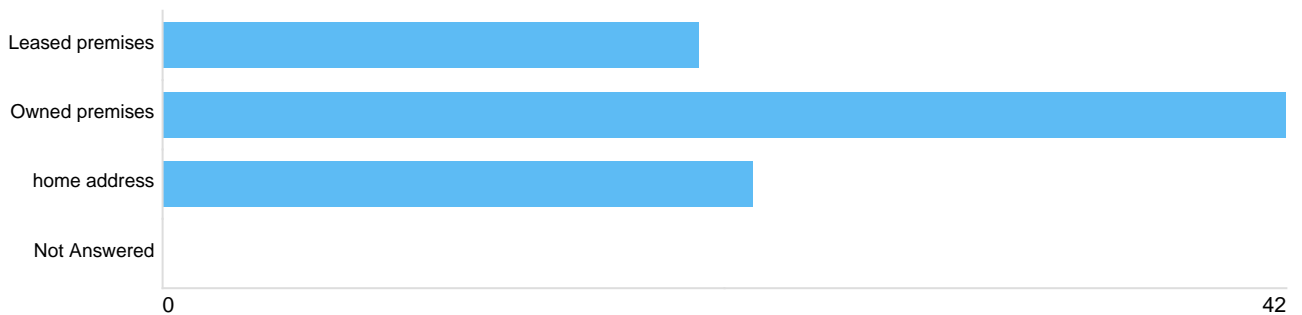
### Question 3b: Other? Please give details


#### *Other business nature*

There were 35 responses to this part of the question.

### Question 4: What type of premises do you operate from?

#### *Type of Premises*





Option	Total	Percent
Leased premises	20	25.00%
Owned premises	42	52.50%
home address	22	27.50%
Not Answered	0	0%

**Question 5: How long has the business been established?**

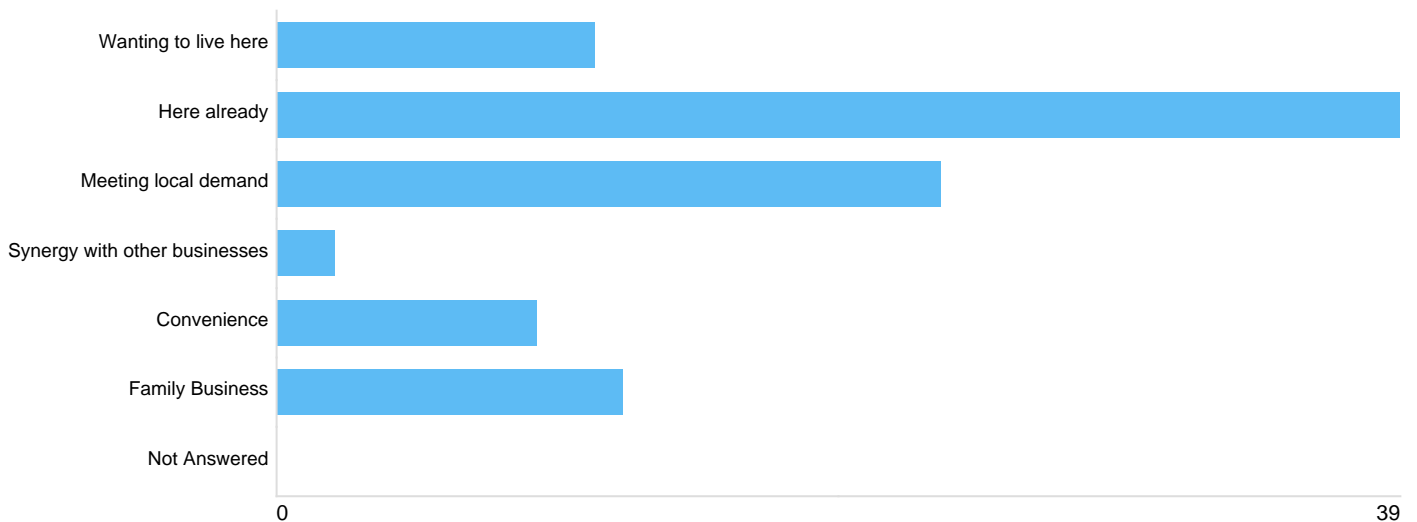
**Age of Business**



Option	Total	Percent
1 - 2 Years	7	8.75%
3 - 5 Years	5	6.25%
6 - 10 Years	12	15.00%
More than 10 Years	56	70.00%
Not Answered	0	0%

**Question 6: What is the reason for establishing your business here?**

**Location Reason**

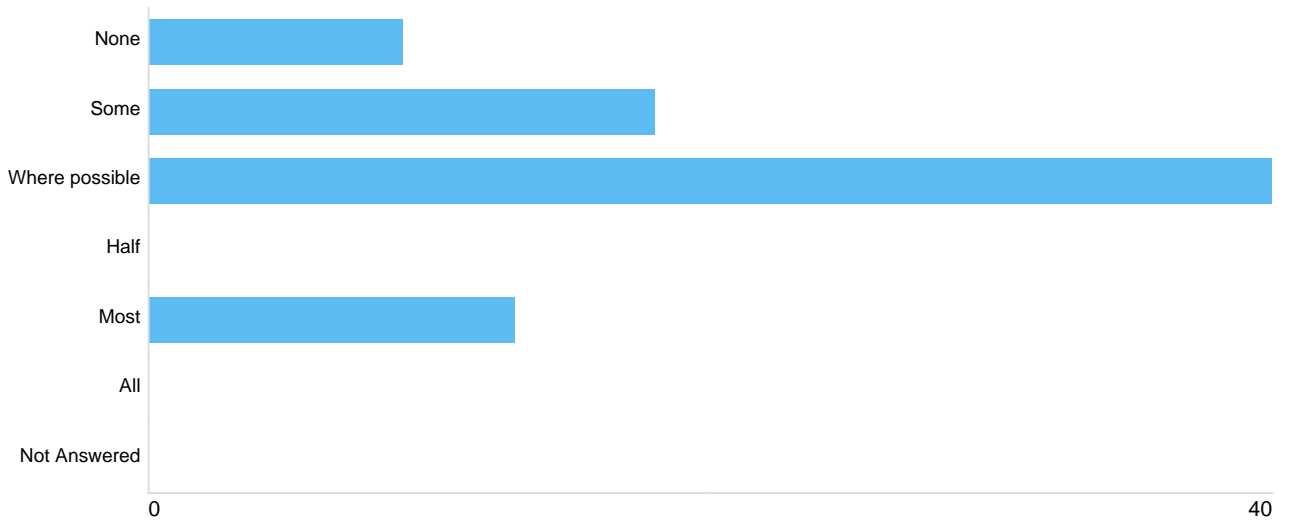




Option	Total	Percent
Wanting to live here	11	13.75%
Here already	39	48.75%
Meeting local demand	23	28.75%
Synergy with other businesses	2	2.50%
Convenience	9	11.25%
Family Business	12	15.00%
Not Answered	0	0%

**Question 7: Do you source services and materials locally?**

**Local Services & Materials**




Option	Total	Percent
None	9	11.25%
Some	18	22.50%
Where possible	40	50.00%
Half	0	0%
Most	13	16.25%
All	0	0%
Not Answered	0	0%

**Question 8: What are the reasons you do not source more of your requirements locally? Please give brief reasons**

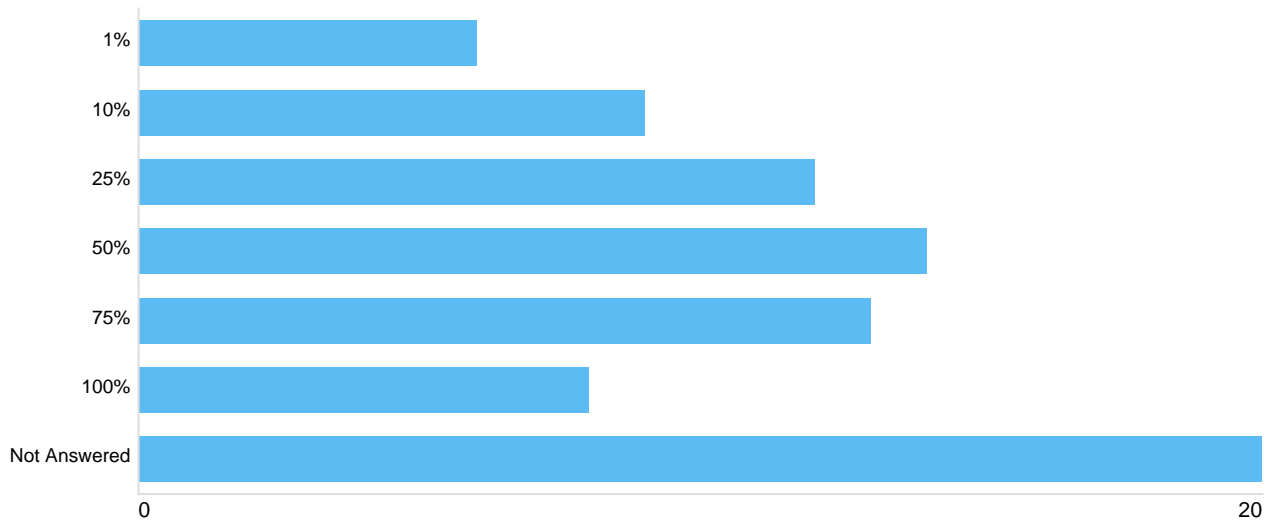
**Reasons not sourced locally**

There were **59** responses to this part of the question.



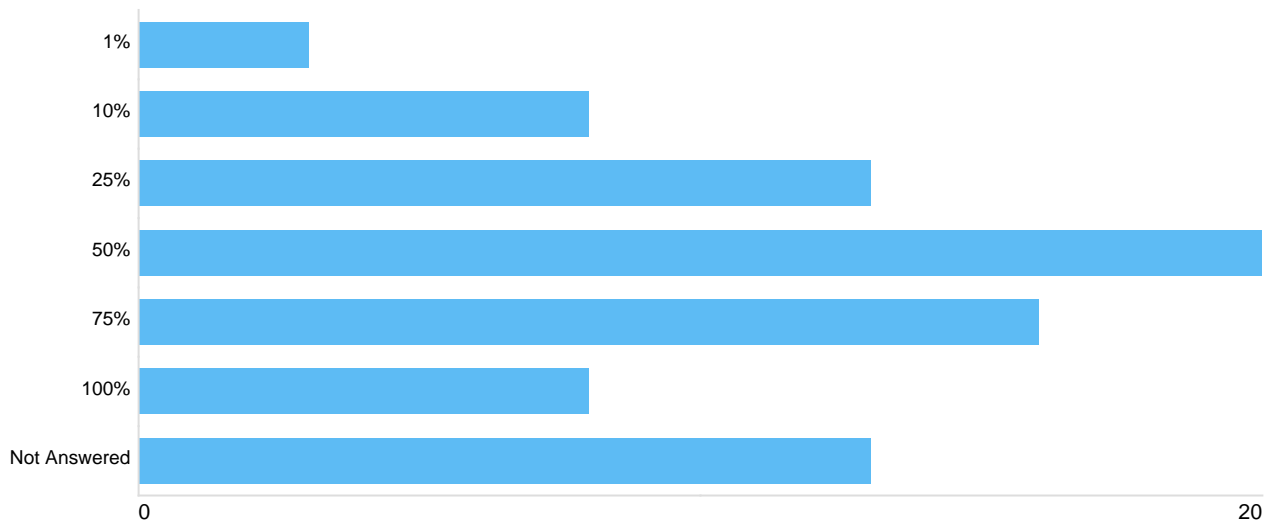
**Question 9: Where do your business/customers come from? Please tick approximate percentages.**

**Matrix 1 - Within 5 miles**




Option	Total	Percent
1%	6	7.50%
10%	9	11.25%
25%	12	15.00%
50%	14	17.50%
75%	13	16.25%
100%	8	10.00%
Not Answered	20	25.00%

**Matrix 1 - 5 - 40 miles**

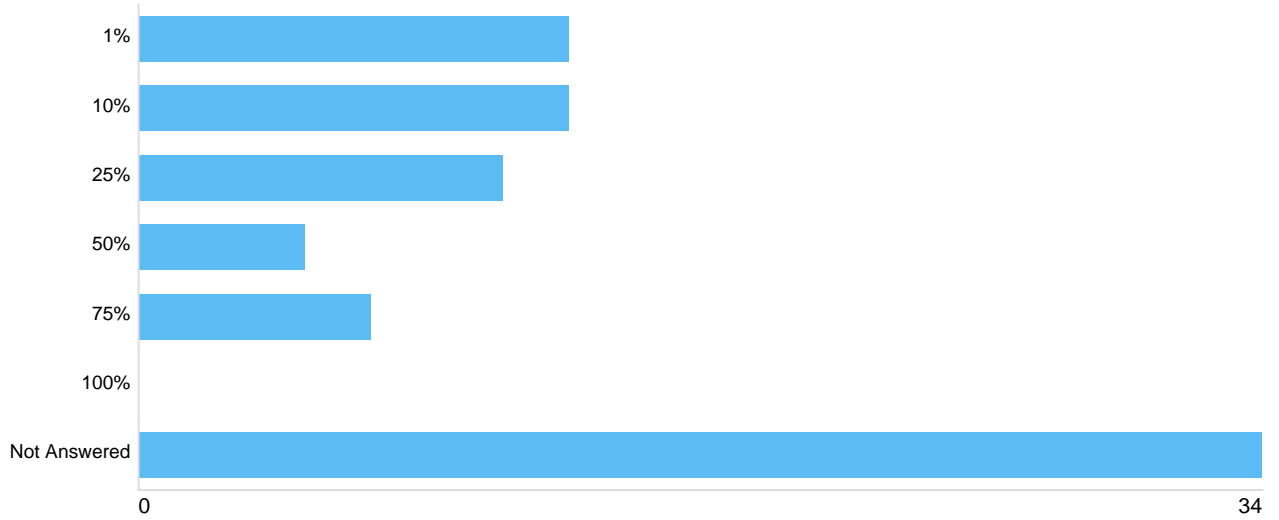







Option	Total	Percent
1%	3	3.75%
10%	8	10.00%
25%	13	16.25%
50%	20	25.00%
75%	16	20.00%
100%	8	10.00%
Not Answered	13	16.25%


**Matrix 1 - Other areas of the UK**



Option	Total	Percent
1%	13	16.25%
10%	13	16.25%
25%	11	13.75%
50%	5	6.25%
75%	7	8.75%
100%	0	0%
Not Answered	34	42.50%


**Matrix 1 - EC Countries**





Option	Total	Percent
1%	8	10.00%
10%	6	7.50%
25%	2	2.50%
50%	0	0%
75%	0	0%
100%	0	0%
Not Answered	64	80.00%

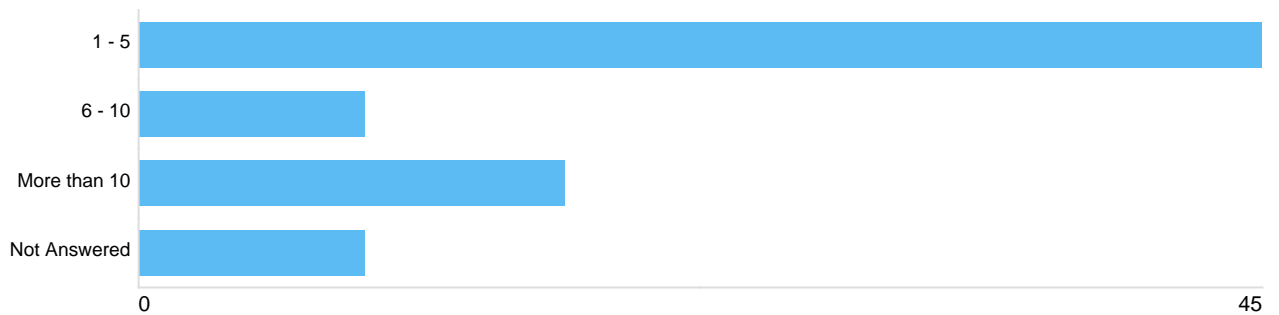
**Matrix 1 - Worldwide**




Option	Total	Percent
1%	8	10.00%
10%	4	5.00%
25%	0	0%
50%	2	2.50%
75%	1	1.25%
100%	1	1.25%
Not Answered	66	82.50%

**Question 10: How many employees are there including you and your family. Please tick all that apply.**

**Matrix 1 - Full time**





Option	Total	Percent
1 - 5	45	56.25%
6 - 10	9	11.25%
More than 10	17	21.25%
Not Answered	9	11.25%

**Matrix 1 - Part Time**



Option	Total	Percent
1 - 5	26	32.50%
6 - 10	10	12.50%
More than 10	6	7.50%
Not Answered	38	47.50%


**Matrix 1 - Trainees**



Option	Total	Percent
1 - 5	13	16.25%
6 - 10	1	1.25%
More than 10	2	2.50%
Not Answered	64	80.00%

**Matrix 1 - Students**





Option	Total	Percent
1 - 5	3	3.75%
6 - 10	1	1.25%
More than 10	3	3.75%
Not Answered	73	91.25%

**Matrix 1 - Seasonal**



Option	Total	Percent
1 - 5	3	3.75%
6 - 10	2	2.50%
More than 10	2	2.50%
Not Answered	73	91.25%

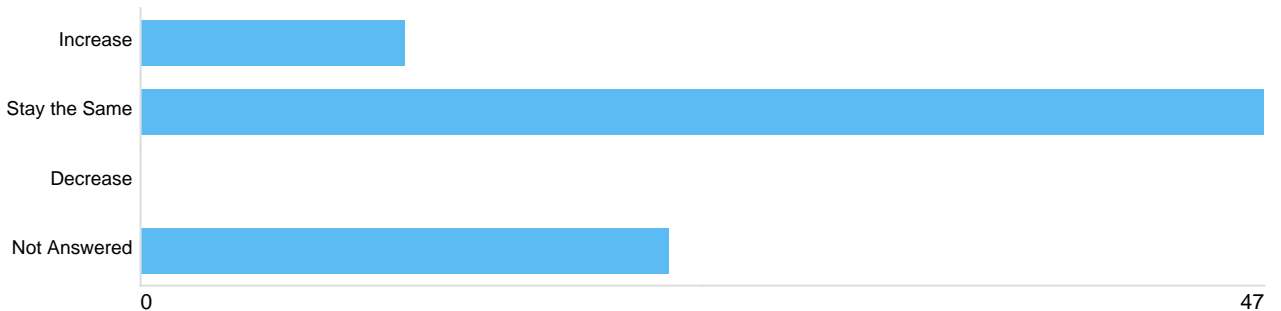
**Question 11: Are employee number expected to change? (Please tick one)**


**Matrix 1 - In the Short Term**



Option	Total	Percent
Increase	7	8.75%
Stay the Same	56	70.00%
Decrease	1	1.25%
Not Answered	16	20.00%

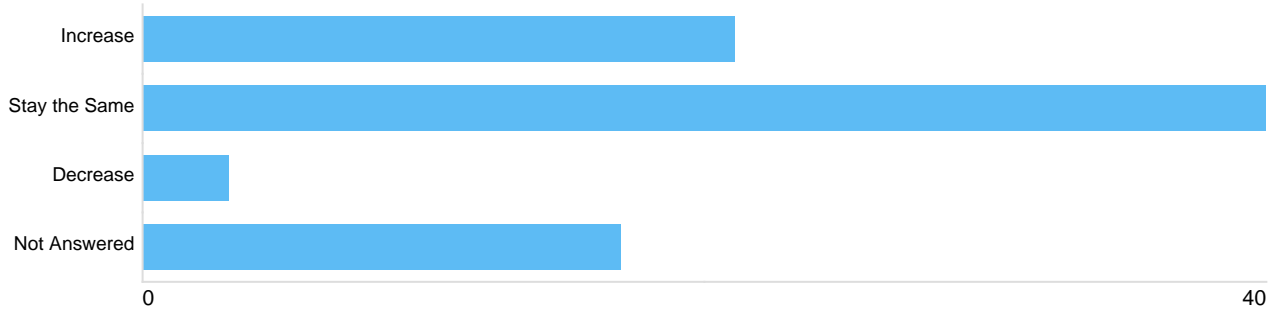
**Matrix 1 - In the Medium Term**





Option	Total	Percent
Increase	11	13.75%
Stay the Same	47	58.75%
Decrease	0	0%
Not Answered	22	27.50%

**Matrix 1 - In the Long Term**



Option	Total	Percent
Increase	21	26.25%
Stay the Same	40	50.00%
Decrease	3	3.75%
Not Answered	17	21.25%

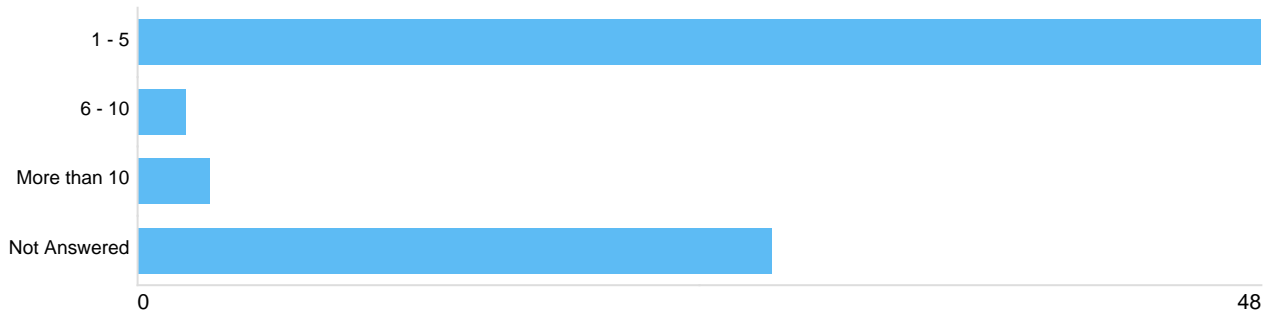
**Question 12: What factors will influence this change during the Plan period to 2030?**


**Employee Change Factors**

There were 50 responses to this part of the question.

**Question 13: Where do your employees come from? i.e. Where do they consider home. Please tick the most appropriate numbers**

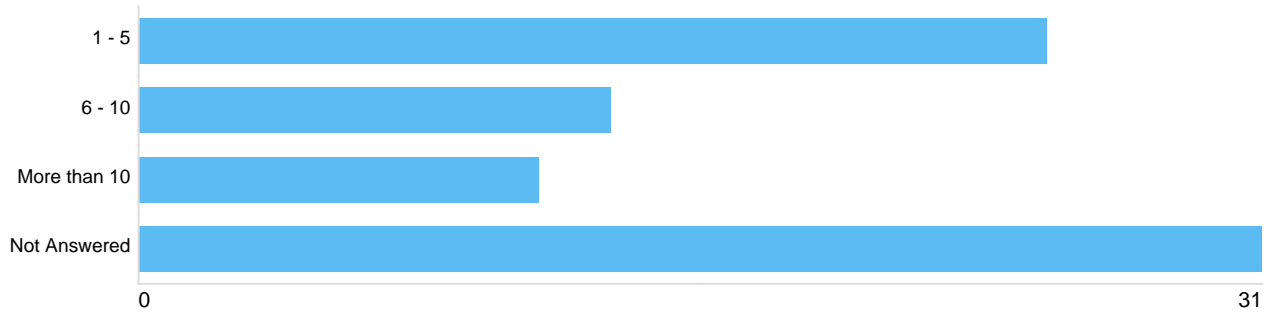
**Matrix 1 - Dalston Parish**





Option	Total	Percent
1 - 5	48	60.00%
6 - 10	2	2.50%
More than 10	3	3.75%
Not Answered	27	33.75%

**Matrix 1 - Carlisle**



Option	Total	Percent
1 - 5	25	31.25%
6 - 10	13	16.25%
More than 10	11	13.75%
Not Answered	31	38.75%


**Matrix 1 - Less than 20 miles away**



Option	Total	Percent
1 - 5	16	20.00%
6 - 10	5	6.25%
More than 10	7	8.75%
Not Answered	52	65.00%

**Matrix 1 - More than 20 miles away**





Option	Total	Percent
1 - 5	12	15.00%
6 - 10	2	2.50%
More than 10	4	5.00%
Not Answered	62	77.50%

**Matrix 1 - EC Countries**



Option	Total	Percent
1 - 5	0	0%
6 - 10	1	1.25%
More than 10	1	1.25%
Not Answered	78	97.50%

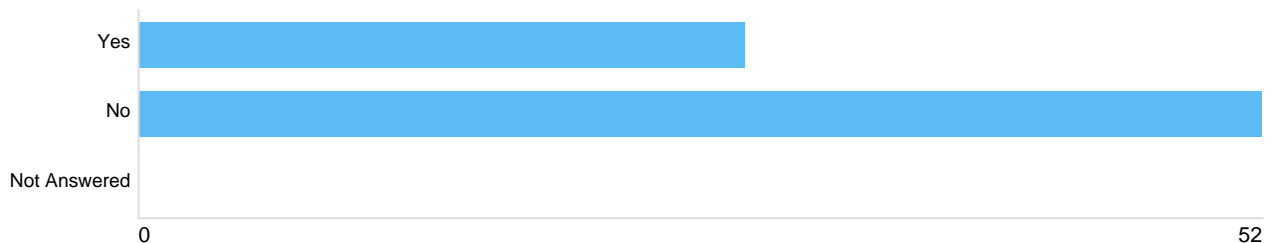
**Matrix 1 - Outside EC**




Option	Total	Percent
1 - 5	1	1.25%
6 - 10	0	0%
More than 10	2	2.50%
Not Answered	77	96.25%

**Question 14: Do you provide training schemes / apprenticeships?**

**Training / Apprenticeships**





Option	Total	Percent
Yes	28	35.00%
No	52	65.00%
Not Answered	0	0%

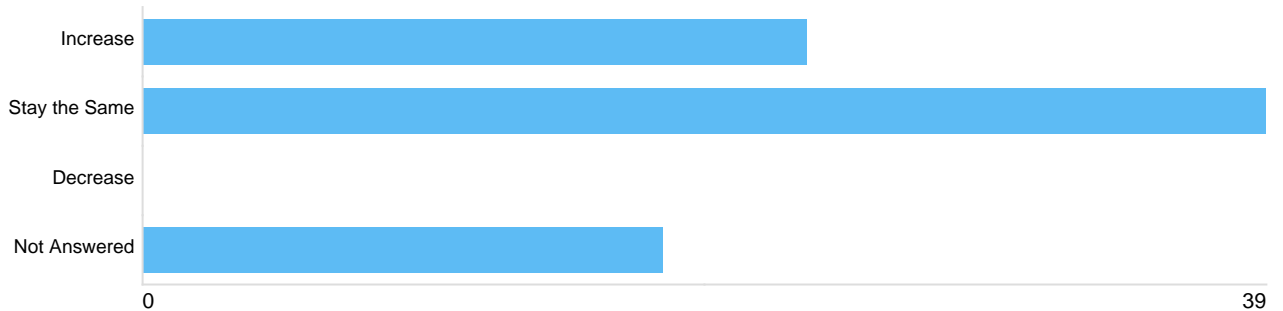
**Question 15: Are there any planning constraints or barriers that will or may prevent your business from developing in the Plan period to 2030**

**Planning prevent business development**

There were **58** responses to this part of the question.

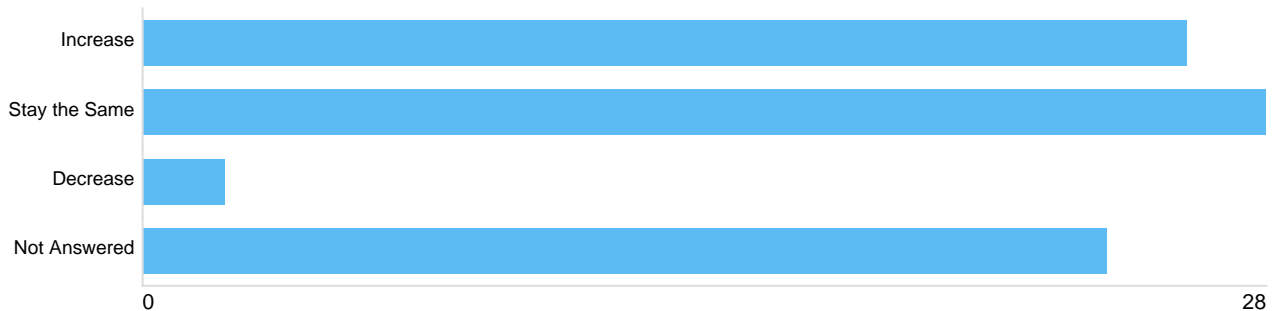
**Question 16: Do you envisage your business will change over the following times?**

**Matrix 1 - Short term 1 - 2 yrs.**



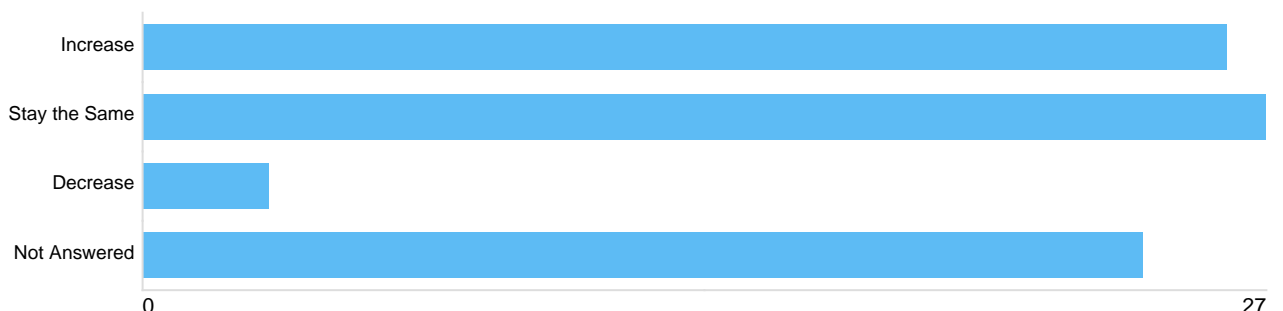
Option	Total	Percent
Increase	23	28.75%
Stay the Same	39	48.75%
Decrease	0	0%
Not Answered	18	22.50%

**Matrix 1 - Medium term 3 - 5 yrs.**




Option	Total	Percent
Increase	26	32.50%
Stay the Same	28	35.00%
Decrease	2	2.50%
Not Answered	24	30.00%

**Matrix 1 - Long Term > 5 yrs.**







Option	Total	Percent
Increase	26	32.50%
Stay the Same	27	33.75%
Decrease	3	3.75%
Not Answered	24	30.00%


**Question 17: What factors will influence this?**

**Business change over time**

There were **54** responses to this part of the question.

**Question 18: Are your business premises a concern to your future plans?**


**Premises future plans**




Option	Total	Percent
Location of premises e.g. Highways	5	6.25%
Parking	8	10.00%
Type of construction	5	6.25%
Expansion (See Q19a)	7	8.75%
Not Answered	61	76.25%

**Question 19a: What additional space will your business require over the Plan period to 2030? Please tick all that apply.**


**Matrix 1 - Industrial / Workshop**





Option	Total	Percent
None	34	42.50%
Up to 50 sq.m	0	0%
50 to 100 sq.m	3	3.75%
100 to 200 sq.m	1	1.25%
200 sq.m or more	3	3.75%
Not Answered	39	48.75%


**Matrix 1 - Office**



Option	Total	Percent
None	30	37.50%
Up to 50 sq.m	3	3.75%
50 to 100 sq.m	1	1.25%
100 to 200 sq.m	0	0%
200 sq.m or more	3	3.75%
Not Answered	43	53.75%


**Matrix 1 - Retail**





Option	Total	Percent
None	29	36.25%
Up to 50 sq.m	2	2.50%
50 to 100 sq.m	0	0%
100 to 200 sq.m	0	0%
200 sq.m or more	0	0%
Not Answered	49	61.25%


**Matrix 1 - Storage / Covered / Open**



Option	Total	Percent
None	29	36.25%
Up to 50 sq.m	4	5.00%
50 to 100 sq.m	0	0%
100 to 200 sq.m	1	1.25%
200 sq.m or more	3	3.75%
Not Answered	43	53.75%

**Matrix 1 - Other (See Q19b)**





Option	Total	Percent
None	16	20.00%
Up to 50 sq.m	0	0%
50 to 100 sq.m	0	0%
100 to 200 sq.m	0	0%
200 sq.m or more	2	2.50%
Not Answered	62	77.50%

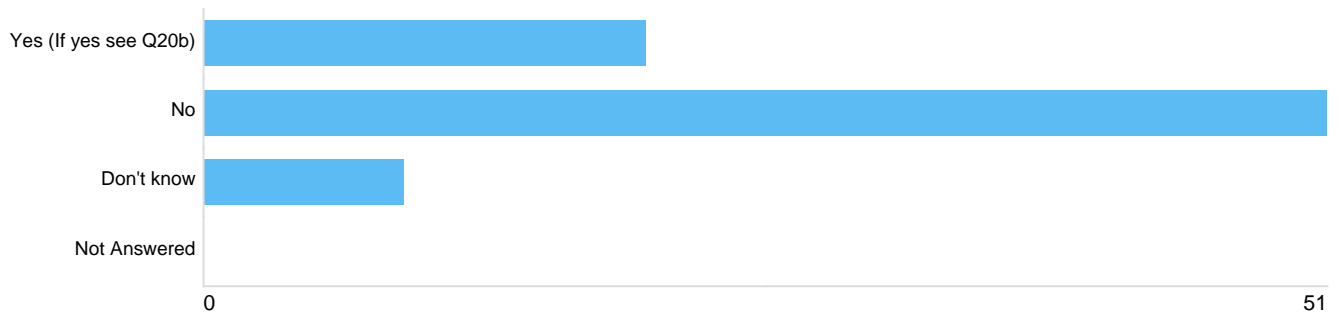
**Question 19b: Please tell us if you will have any additional requirements not covered above.**

***Additional Business Space***

There were 12 responses to this part of the question.

**Question 20a: Does the existing road infrastructure influence the running of your business?**

***Roads influence business***




Option	Total	Percent
Yes (If yes see Q20b)	20	25.00%
No	51	63.75%
Don't know	9	11.25%
Not Answered	0	0%

**Question 20b: Please give brief details**

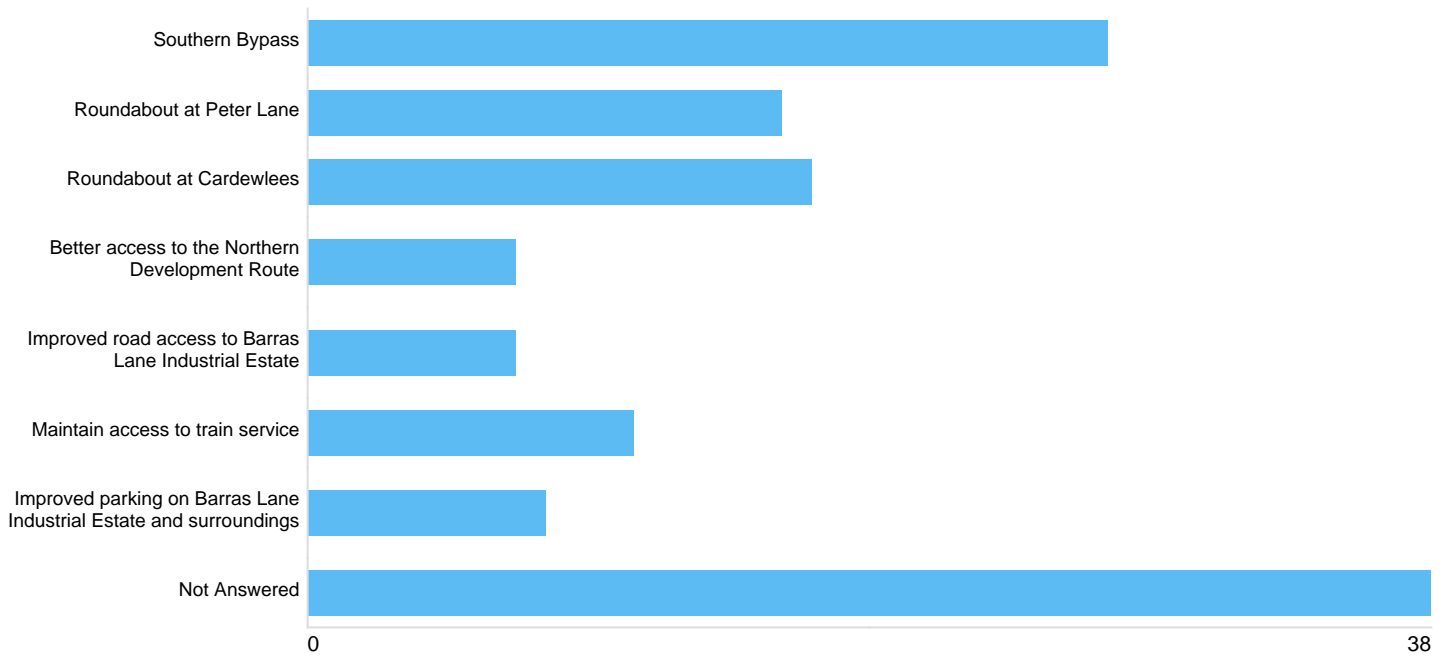
***Road infrastructure issues***

There were 14 responses to this part of the question.



**Question 21a: Which developments would improve your business? Please tick all that apply**

***Developments to improve business***



Option	Total	Percent
Southern Bypass	27	33.75%
Roundabout at Peter Lane	16	20.00%
Roundabout at Cardewlees	17	21.25%
Better access to the Northern Development Route	7	8.75%
Improved road access to Barras Lane Industrial Estate	7	8.75%
Maintain access to train service	11	13.75%
Improved parking on Barras Lane Industrial Estate and surroundings	8	10.00%
Not Answered	38	47.50%

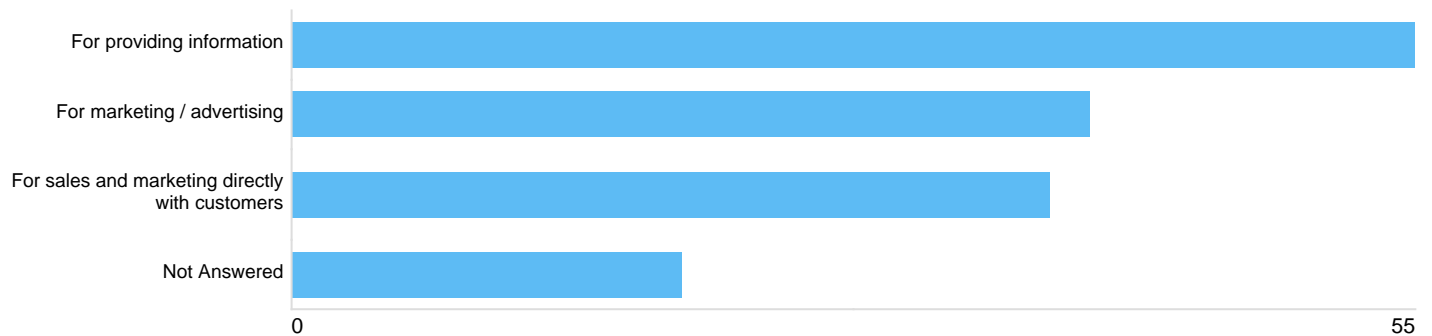
**Question 21b: Please briefly describe any other developments that would improve your business.**


***Other developments that improve business***

There were **10** responses to this part of the question.

**Question 22: Is your business conducted using the Internet? Please tick all that apply**

***Internet Business Activity***

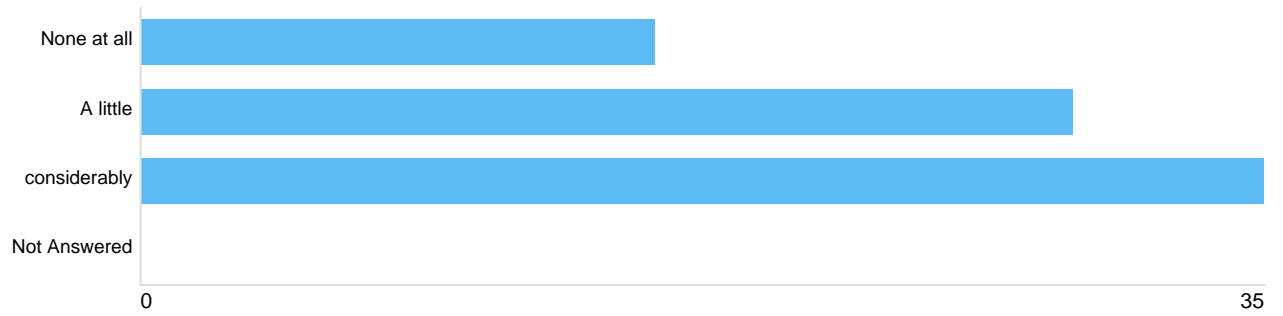





Option	Total	Percent
For providing information	55	68.75%
For marketing / advertising	39	48.75%
For sales and marketing directly with customers	37	46.25%
Not Answered	19	23.75%

**Question 23: Would an increase in Broadband performance help your business?**

***Broadband Performance***

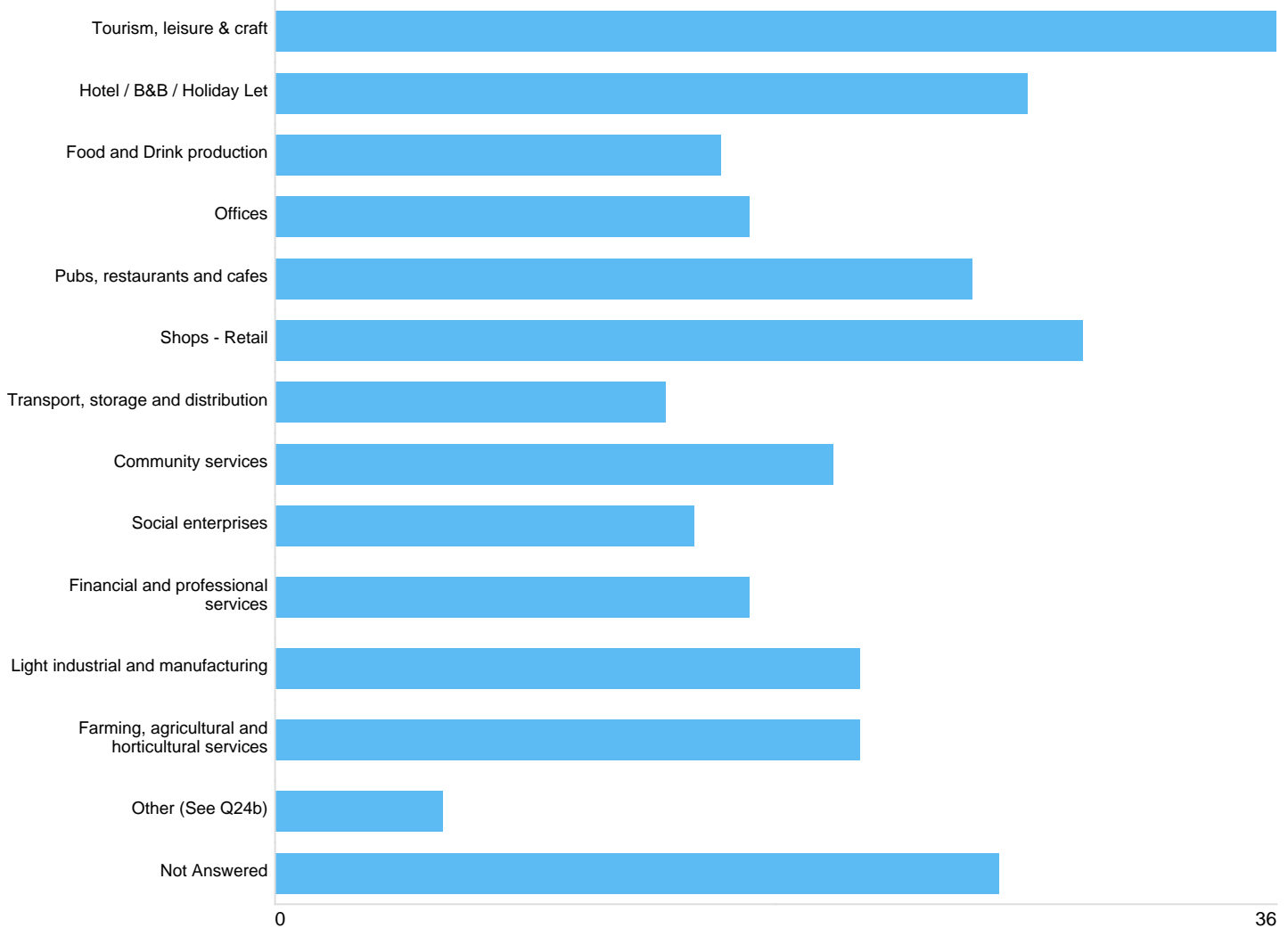





Option	Total	Percent
None at all	16	20.00%
A little	29	36.25%
considerably	35	43.75%
Not Answered	0	0%

**Question 24a: What additional business should the Plan encourage? (Tick any that you would support)**

**Encourage additional business**





Option	Total	Percent
Tourism, leisure & craft	36	45.00%
Hotel / B&B / Holiday Let	27	33.75%
Food and Drink production	16	20.00%
Offices	17	21.25%
Pubs, restaurants and cafes	25	31.25%
Shops - Retail	29	36.25%
Transport, storage and distribution	14	17.50%
Community services	20	25.00%
Social enterprises	15	18.75%
Financial and professional services	17	21.25%
Light industrial and manufacturing	21	26.25%
Farming, agricultural and horticultural services	21	26.25%
Other (See Q24b)	6	7.50%
Not Answered	26	32.50%

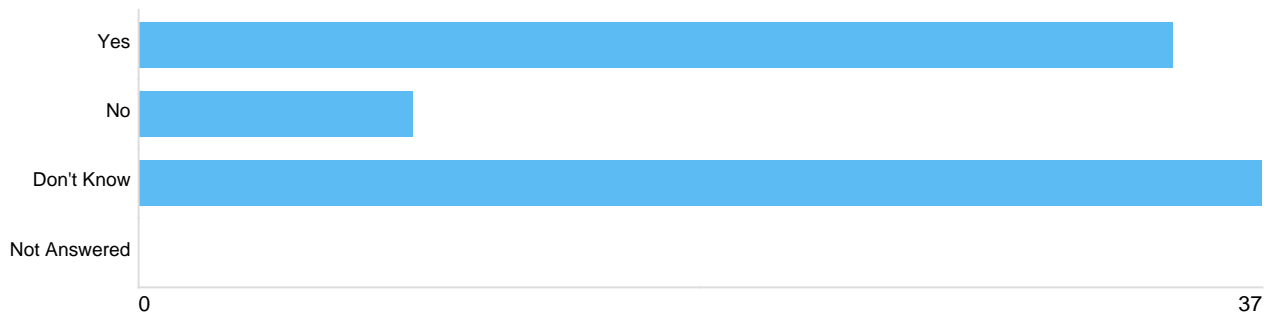
**Question 24b: Other, please give brief details**

**Encourage other additional business**

There were **12** responses to this part of the question.

**Question 25: Should the Neighbourhood Plan allocate more land for employment / business purposes? (Please tick one.)**

**Land allocation for employment / business**




Option	Total	Percent
Yes	34	42.50%
No	9	11.25%
Don't Know	37	46.25%
Not Answered	0	0%

**Question 26: Where should employment land be allocated? Please give brief details**

**Land Allocation**

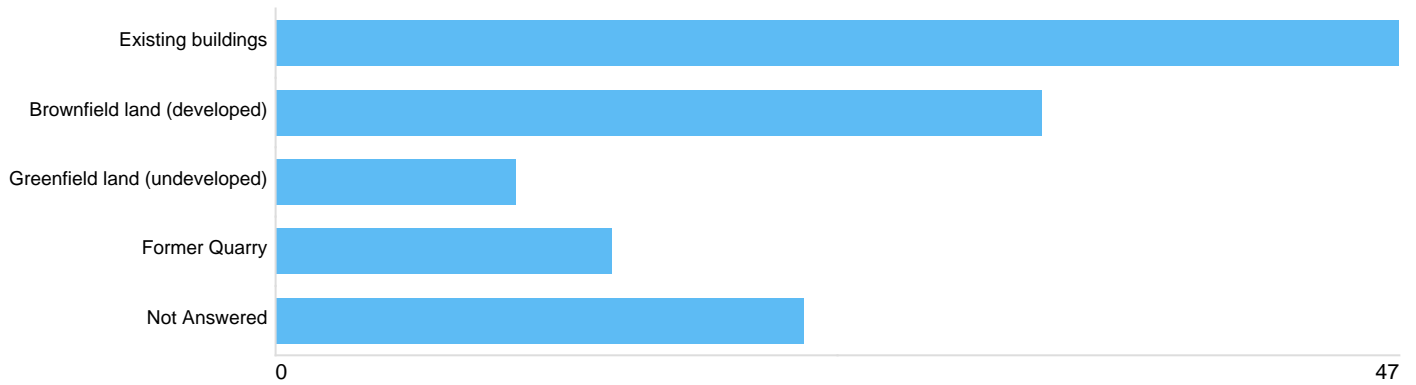
There were **22** responses to this part of the question.





**Question 27: Which sites should be allocated for employment / business uses? (Tick any)**

**site type for employment / business allocation**



Option	Total	Percent
Existing buildings	47	58.75%
Brownfield land (developed)	32	40.00%
Greenfield land (undeveloped)	10	12.50%
Former Quarry	14	17.50%
Not Answered	22	27.50%

**Question 28: If you have other comments about business activity in Dalston Parish please write them here.**

**Further comments**

There were **20** responses to this part of the question.

**Question 29: Completion Date**

**Completion Date**

There were **80** responses to this part of the question.