


DNP Dalston Visions Survey 2015: Summary report

This report was created on Wednesday 18 May 2016 at 14:39.


The consultation ran from 09/01/2015 to 30/06/2015.

Contents


Question : Please tell us how you have completed this survey (Tick one box)	4
How Completed	4
Question : Please insert your postcode	5
Your Postcode	5
Question : Please enter your reference number. This will be shown on the Dalston Visions form.	5
Your Reference	5
Question 1.: Do you agree with our goal?	5
Agree with goal	5
Question 1a.: If you disagree please elaborate below.	5
If you disagree please elaborate below.	5
Question 2.: Should the Neighbourhood Plan identify land for affordable housing to meet local needs?	5
Should NP identify land for affordable housing	5
Question 2a.: If you agree, where in the parish do you think land should be allocated for this?	6
Where in the parish should this land be?	6
Question 2b.: Other location? Please elaborate below.	6
Other location	6
Question 3.: If new affordable homes are to be built, what type of homes should be given priority? (Tick one priority for each type; 1 being the highest, 4 the lowest)	7
Matrix 1 - For housing associations to let	7
Matrix 1 - Sheltered homes to buy or rent	7
Matrix 1 - Homes with shared ownership	7
Matrix 1 - Self-build	8
Question 4.: Preferential access to affordable housing should be given to people with strong local connection.	8
priority to local connection	8
Question 4.a: Please elaborate below.	8
strong local connection, elaborate	8
Question 5.: Do you agree with these objectives?	9
Open market homes objectives	9
Question 5a.: If you disagree, please elaborate below.	9
reasons for disagreeing with objectives	9
Question 6.: Should the Neighbourhood Plan identify land for houses, for sale on the open market?	9
Should NP identify land for houses on the open market	9
Question 6a.: If you answered no to the above, how should the housing need be met within the parish? Please elaborate :	9
How should housing need be met?	9
Question 7.: Do you agree with this objective?	9
Agree with scale objectives	9
Question 7a.: If you disagree please elaborate below.	10
Disagree with scale objectives	10
Question 8.: If more homes are to be built in Dalston Parish, how many should be permitted in the next 15 years?	10
More homes over 15 years	10
Question 9.: If the Plan allocates land for housing, what scale of individual housing development schemes in Dalston Parish should be supported between now and 2030? (tick only one)	10
What scale of each housing development/	10
Question 10.: Do you agree with these objectives?	11
Agree with quality of development objectives	11
Question 10a.: If you disagree please elaborate below.	11
Disagree with quality of development objective	11
Question 11.: Should the Neighbourhood Plan directly identify where future housing is to be located?	11
Should NP identify where future housing should go?	11
Question 12.: Rank each of the following principles which might be used to guide where new houses are located. (Tick one priority for each type; 1 being the highest, 4 being the lowest.)and which should be given the highest priority?	12



Matrix 1 - Infill sites (e.g. Gaps in existing development)	12
Matrix 1 - Brownfield sites (e.g. previously built on, redundant industrial etc.)	12
Matrix 1 - Fringe developments (e.g. adding to the edges of existing hamlets etc.)	13
Question 13.: How should new housing be distributed?	13
New housng distribution	13
Question 14.: Are there any locations in Dalston Parish which you think are suitable for new houses?	13
locations suitable for new houses	13
Question 15.: Are there any locations in Dalston Parish where houses should not be built?	13
locations where houses should not be built	13
Question 16.: Do you have any other comments on housing provision? Please use the space below.	14
Other housing provision comments	14
Question 1. : Do you agree with this goal?	14
Agree with goal.	14
Question 1a.: If you disagree please elaborate below.	14
why you disagree with the goal	14
Question 2.: What kinds of employment should The Plan encourage? (Tick any that you would support)	15
What employment should The Plan support	15
Question 2a.: Other. Please elaborate	15
Other employmant to suport	15
Question 3.: Should the Neighbourhood Plan directly identify where future business can be located?	16
Should the Plan identify where future business can be located	16
Question 4.: What type of site should be allocated for future businesses. (Tick any)	16
Type of site allocated for businesses	16
Question 5.: Where could employment land be located? (Tick any)	17
Where could employment land be located?	17
Question 5a.: Other locations	17
Other locations	17
Question 6.: Do you agree with this objective?	17
Agree with support for small businesses	17
Question 6a.: If you disagree please elaborate below.	18
why you disagree	18
Question 7.: Should the Neighbourhood Plan support new businesses within open countryside?	18
support new businesses within open countryside	18
Question 7a.: If yes, what sort of businesses should be supported?	18
What businesses should be supported/	18
Question 7b.: Other businesses? Please elaborate.	19
Other businesses	19
Question 8.: Should the Neighbourhood Plan include policies to encourage working from home, e.g. consideration of changing land use such as conversion of redundant barns to work/live premises or new build with space to accommodate this?	19
encourage working from home by supporting barn conversions or new build to accomodate this.	19
Question 9.: What would encourage new businesses to locate to Dalston Parish? (Tick any)	19
What would attract new businesses to Dalston Parish	19
Question 10.: Are there any other reasons for businesses to locate to Dalston? Please elaborate	19
Other reasons to locate to Dalston Parish?	19
Question 11.: Is anyone in your family likely to seek local employment, within the parish in the next 5 years?	20
Anyone in your family likely to seek emplment in the parish.	20
Question 12.: Is anyone in your family likely to set up a micro-business in Dalston Parish?	20
Anyone in your family likely to set up a micro-business in the parish	20
Question 13.: This space is tor your comments on jobs and the local economy.	20
additional comments on jobs and the local economy.	20
Question 1.: Do you agree with this goal?	20
Agree with environmental goal	20
Question 1a.: If you disagree please elaborate below.	21
Why you disagree with the goal.	21
Question 2.: Do you think that any future development in Dalston Parish should be in keeping with the character and rural landscape setting of the Parish?	21
Development should be in keeping with rural character etc.	21
Question 3.: Should th Neighbourhood Plan aim to protect and enhance the quality of the built environment by considering the following? (Tick those you consider important)	22
What are the most important environment qualities to protect	22



Question 3a.: Any more, please elaborate below.	22
more important environment areas to protect	22
Question 4.: Should local green spaces be defined within the Neighbourhood Plan? Green spaces are important parts of the landscape that are frequently used for recreation, have other special value such as biodiversity, contribute to the local "feel" of the Parish, etc.	23
Green Space Designation	23
Question 4a.: If yes, can you list some areas of the Parish that should be protected and give reasons for your choice?	23
List areas of "Green Space"	23
Question 4b.: Which of these do you value the most?	23
Most valued area of "Green Space"	23
Question 4c.: Why?	23
Why	23
Question 5.: Are there any buildings, places or landscapes which you think might be added to a Local Heritage Asset List?	23
Asset List	23
Question 5a.: Please list with reasons below.	23
Asset list items with reasons	23
Question 6.: Do you know of any important plants, birds, animals / habitats in the Parish that might justify protection and where they are located? Please give details below..	23
Important birds/habitats etc	23
Question 7.: Do you consider footpaths to be an important recreational / environmental resource in the Parish?	24
Consider footpaths an important resource	24
Question 8.: What can be done to improve footpaths and access to them in the Parish? Provide details of specific issues and location.	24
Improve footpaths and their access	24
Question 8a.: Where do you think new footpaths should be established? Please elaborate.	24
New footpaths	24
Question 9.: The River Caldew and its tributaries are an important element of the landscape running through the Parish. Is the river important in affecting your view of the Parish as a place to live?	24
Is the River Caldew important	24
Question 10.: What aspects of the river are important to you?	24
What aspects of the river are important to you/	24
Question 11.: Flooding has become an important issue throughout the country. Do any aspects of flooding in your part of the Parish concern you?	25
Does flooding concern you?	25
Question 11.a : Are there local flooding hotspots? Please list below.	25
Flooding Hot Spots	25
Question 11b.: What is the source of this flooding	25
Source of flooding	25
Question 12.: What action would you like to see taken to minimise flooding in the future?	25
Actions to minimise flooding	25
Question 13.: This space is provided to allow you to make your own comments on protecting our environment.	25
Own comments on protecting the environment.	25
Question 1.: Do you agree with this goal?	25
Agree Community goal	25
Question 1a.: If you disagree please elaborate below.	26
disagree with goal	26
Question 2.: How important to you is maintaining the rural character of the Parish?	26
Importance of Rural Character	26
Question 3.: Would you like to see Dalston Square become an attractive focal point to the village?	26
Dalston Square attractive focal point.	26
Question 3a.: Any ideas how this could be done?	26
Ideas for the square	26
Question 4.: Do you believe that community groups have adequate facilities and conditions to thrive in the Parish?	27
Community Group Facilities	27
Question 4a.: What ideas do you have that could improve the situation? Please elaborate below.	27
Improve community group facilities	27
Question 5.: Do you think healthy recreational activities for all ages are encouraged in the Parish?	27
Healthy Recreation for all ages	27
Question 5a.: Can you suggest more opportunities?	27
more opportunities for healthy recreation	27




Question 6.: Do you feel safe from crime in Dalston Parish?	27
Safe from crime	27
Question 6a.: Can you add a further comment below.	28
Crime-further comment	28
Question 7.: Thinking about public transport and local services.	28
Matrix 1 - Do you use the bus?	28
Matrix 1 - Is the service adequate?	28
Matrix 1 - Do you use the train?	28
Matrix 1 - Is the service adequate?	29
Matrix 1 - Do you use the shops in Dalston village?	29
Matrix 1 - Do you think the range of shops is adequate?	29
Matrix 1 - Do you use the visiting library van?	29
Matrix 1 - Do you use Broadband (The internet)	30
Question 7a.: Please rank how important these services are to you. 1 is the highest importance, 2 is medium importance and 3 is the lowest importance. Please tick one box per item.	30
Matrix 1 - Broadband service	30
Matrix 1 - Public transport	30
Matrix 1 - Road safety measures	31
Matrix 1 - Parking	31
Matrix 1 - The shops in Dalston Village	31
Matrix 1 - The visiting library van	32
Matrix 1 - Facilities for young people	32
Matrix 1 - access for disabled people	32
Question 7b.: Considering the above, can you make any suggestions to improve the services available in Dalston village and Dalston Parish?	33
Improve services	33
Question 8.: Are you effected by floodwater when it rains heavily?	33
Flooding when it rains	33
Question 8a.: If you have answered yes to the above, can you tell us where in the Parish you live?	33
Flooding-where you live	33
Question 9.: The space below is for you to make any other comments on improving community services.	33
futher comments on commuity services	33
Question 10.: Increasing the amount of energy produced from renewables is a National policy objective. What ways of contributing to this objective would you support in the Parish? (Tick all you would support.)	34
Renewable energy	34
Question 1.: Are you...?	34
Gender	34
Question 2.: How old are you...?	35
Age Group	35
Question 3.: Please use this space below if you have any further comments about anything that has or has not been covered in the survey.	35
Further comments	35

Question : Please tell us how you have completed this survey (Tick one box)

How Completed





Option	Total	Percent
On this form	396	92.96%
Online	30	7.04%
Not Answered	0	0%

Question : Please insert your postcode

Your Postcode

There were **426** responses to this part of the question.


Question : Please enter your reference number. This will be shown on the Dalston Visions form.

Your Reference

There were **426** responses to this part of the question.

Question 1.: Do you agree with our goal?

Agree with goal



Option	Total	Percent
Agree	368	86.38%
Disagree	13	3.05%
Don't know	13	3.05%
Not Answered	32	7.51%

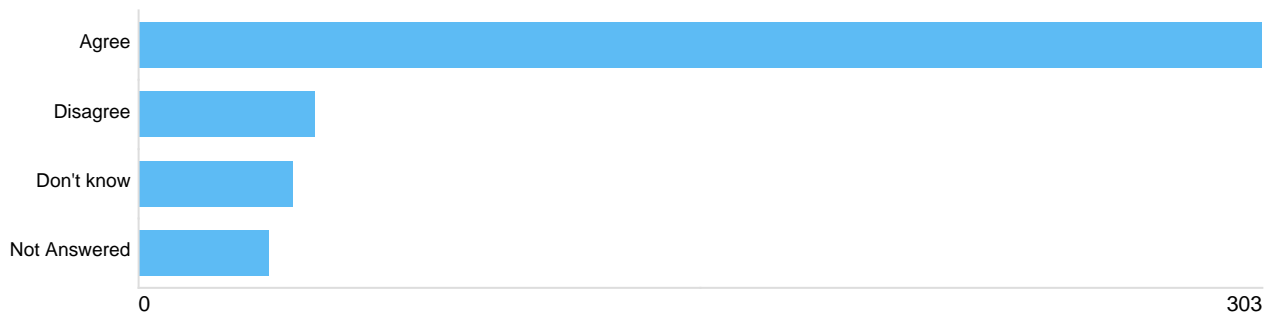
Question 1a.: If you disagree please elaborate below.


If you disagree please elaborate below.

There were **20** responses to this part of the question.

Question 2.: Should the Neighbourhood Plan identify land for affordable housing to meet local needs?

Should NP identify land for affordable housing

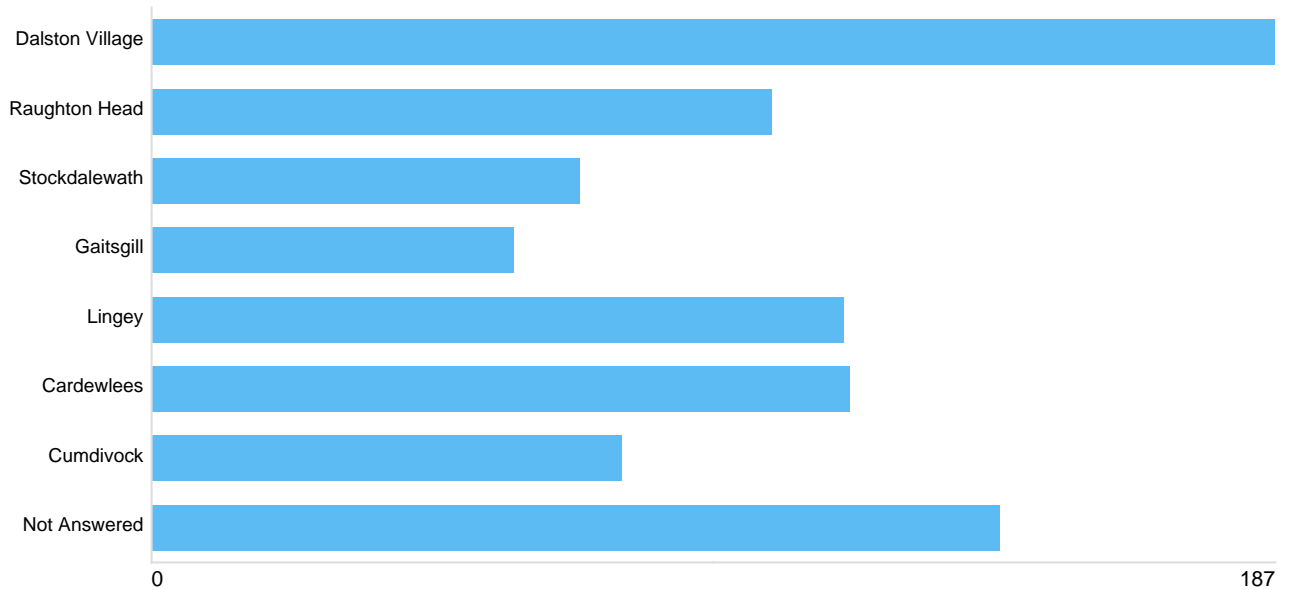




Option	Total	Percent
Agree	303	71.13%
Disagree	47	11.03%
Don't know	41	9.62%
Not Answered	35	8.22%

Question 2a.: If you agree, where in the parish do you think land should be allocated for this?

Where in the parish should this land be?




Option	Total	Percent
Dalston Village	187	43.90%
Raughton Head	103	24.18%
Stockdalewath	71	16.67%
Gaitsgill	60	14.08%
Lingey	115	27.00%
Cardewlees	116	27.23%
Cumdivock	78	18.31%
Not Answered	141	33.10%

Question 2b.: Other location? Please elaborate below.

Other location

There were **49** responses to this part of the question.



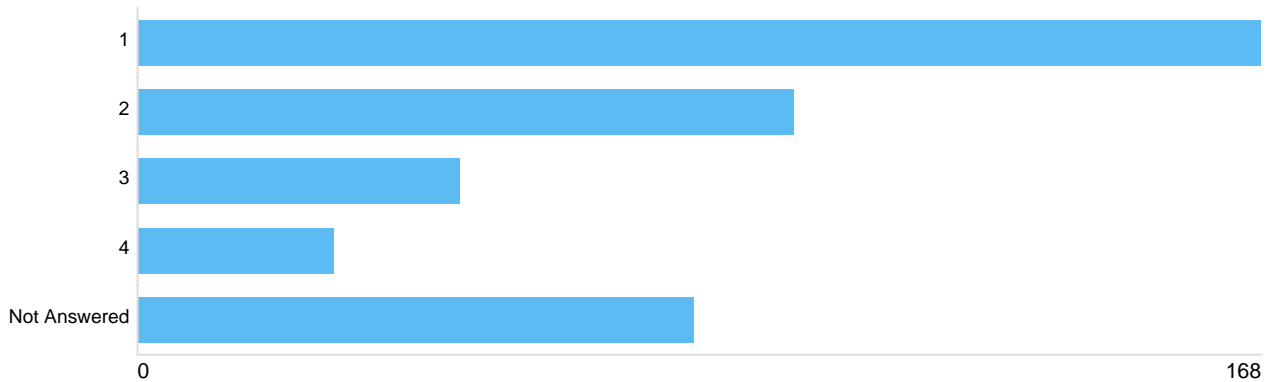
Question 3.: If new affordable homes are to be built, what type of homes should be given priority? (Tick one priority for each type; 1 being the highest, 4 the lowest)

Matrix 1 - For housing associations to let



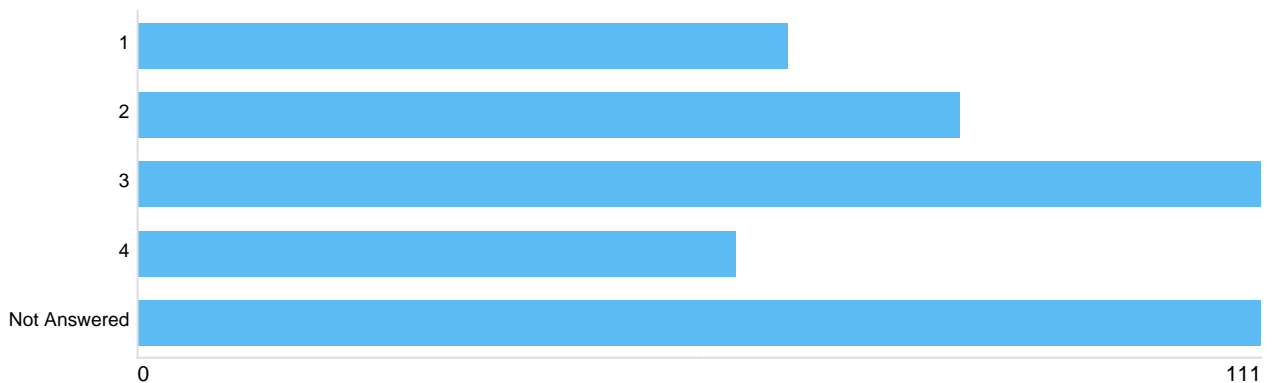
Option	Total	Percent
1	89	20.89%
2	65	15.26%
3	69	16.20%
4	101	23.71%
Not Answered	102	23.94%

Matrix 1 - Sheltered homes to buy or rent




Option	Total	Percent
1	168	39.44%
2	98	23.00%
3	48	11.27%
4	29	6.81%
Not Answered	83	19.48%

Matrix 1 - Homes with shared ownership

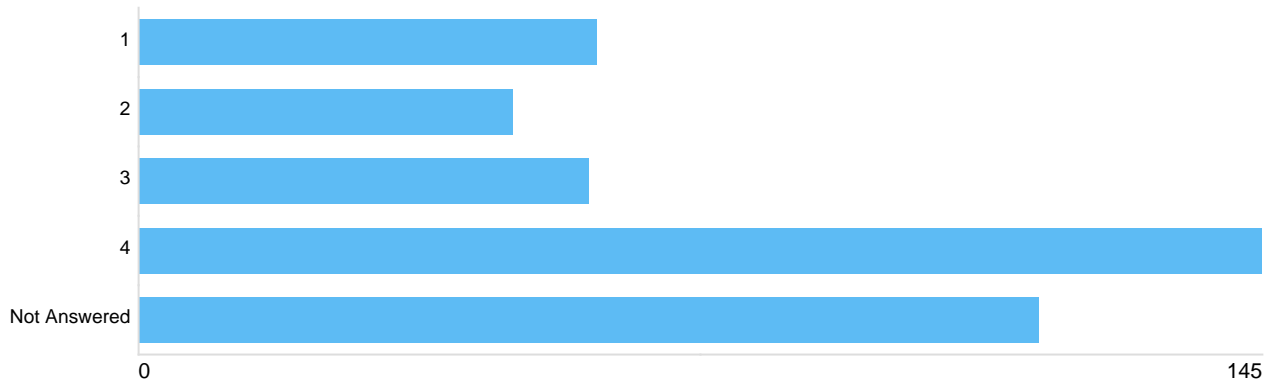


Option	Total	Percent
1	89	20.89%
2	65	15.26%
3	69	16.20%
4	101	23.71%
Not Answered	102	23.94%



Option	Total	Percent
1	64	15.02%
2	81	19.01%
3	111	26.06%
4	59	13.85%
Not Answered	111	26.06%


Matrix 1 - Self-build



Option	Total	Percent
1	59	13.85%
2	48	11.27%
3	58	13.62%
4	145	34.04%
Not Answered	116	27.23%

Question 4.: Preferential access to affordable housing should be given to people with strong local connection.

priority to local connection




Option	Total	Percent
Agree	324	76.06%
Disagree	29	6.81%
Don't know	30	7.04%
Not Answered	43	10.09%

Question 4.a: Please elaborate below.


strong local connection, elaborate

There were 114 responses to this part of the question.



Question 5.: Do you agree with these objectives?

Open market homes objectives



Option	Total	Percent
Agree	352	82.63%
Disagree	27	6.34%
Don't know	13	3.05%
Not Answered	34	7.98%

Question 5a.: If you disagree, please elaborate below.

reasons for disagreeing with objectives

There were **34** responses to this part of the question.

Question 6.: Should the Neighbourhood Plan identify land for houses, for sale on the open market?

Should NP identify land for houses on the open market



Option	Total	Percent
Yes	306	71.83%
No	68	15.96%
Not Answered	52	12.21%


Question 6a.: If you answered no to the above, how should the housing need be met within the parish? Please elaborate :


How should housing need be met?

There were **53** responses to this part of the question.

Question 7.: Do you agree with this objective?

Agree with scale objectives





Option	Total	Percent
Agree	345	80.99%
Disagree	14	3.29%
Don't know	21	4.93%
Not Answered	46	10.80%


Question 7a.: If you disagree please elaborate below.

Disagree with scale objectives

There were **34** responses to this part of the question.

Question 8.: If more homes are to be built in Dalston Parish, how many should be permitted in the next 15 years?

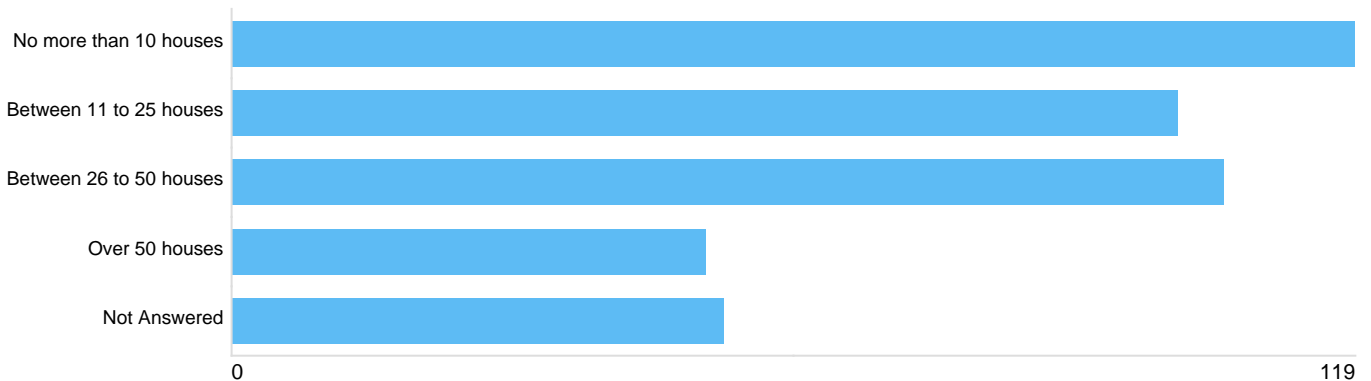
More homes over 15 years




Option	Total	Percent
No more than 50	198	46.48%
No more than 100	121	28.40%
no more than 200	54	12.68%
Not Answered	53	12.44%

Question 9.: If the Plan allocates land for housing, what scale of individual housing development schemes in Dalston Parish should be supported between now and 2030? (tick only one)

What scale of each housing development/






Option	Total	Percent
No more than 10 houses	119	27.93%
Between 11 to 25 houses	100	23.47%
Between 26 to 50 houses	105	24.65%
Over 50 houses	50	11.74%
Not Answered	52	12.21%

Question 10.: Do you agree with these objectives?

Agree with quality of development objectives



Option	Total	Percent
Agree	369	86.62%
Disagree	11	2.58%
Don't know	7	1.64%
Not Answered	39	9.15%

Question 10a.: If you disagree please elaborate below.


Disagree with quality of development objective

There were 22 responses to this part of the question.

Question 11.: Should the Neighbourhood Plan directly identify where future housing is to be located?

Should NP identify where future housing should go?

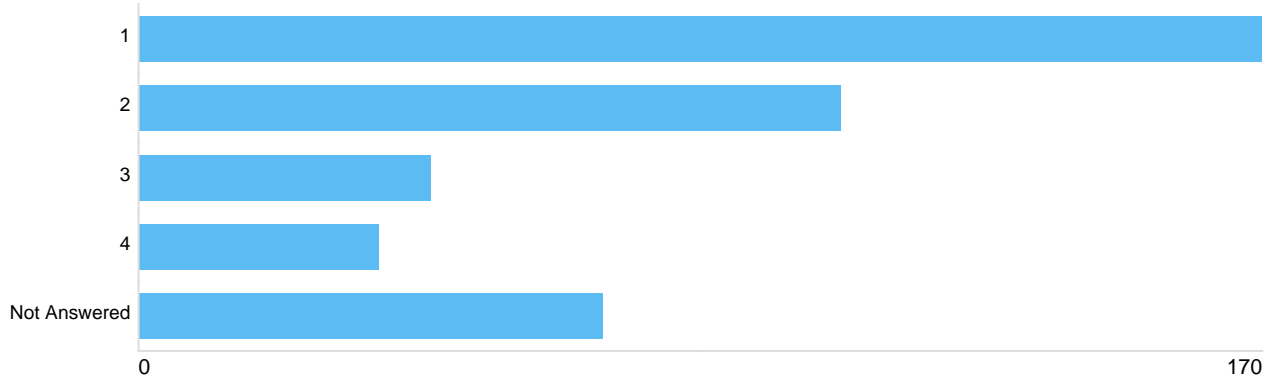




Option	Total	Percent
Agree	305	71.60%
Disagree	21	4.93%
Don't know	42	9.86%
Not Answered	58	13.62%

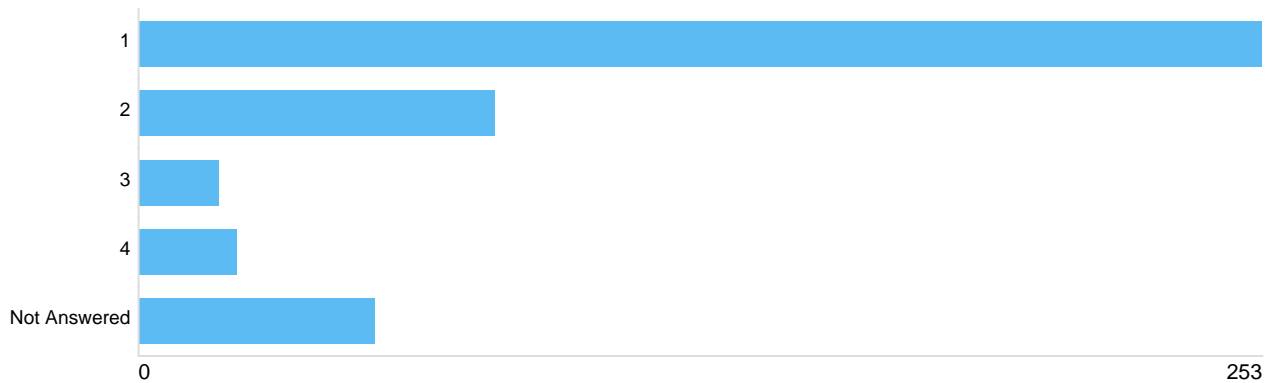
Question 12.: Rank each of the following principles which might be used to guide where new houses are located. (Tick one priority for each type; 1 being the highest, 4 being the lowest.)and which should be given the highest priority?

Matrix 1 - Infill sites (e.g. Gaps in existing development)




Option	Total	Percent
1	170	39.91%
2	106	24.88%
3	44	10.33%
4	36	8.45%
Not Answered	70	16.43%

Matrix 1 - Brownfield sites (e.g. previously built on, redundant industrial etc.)

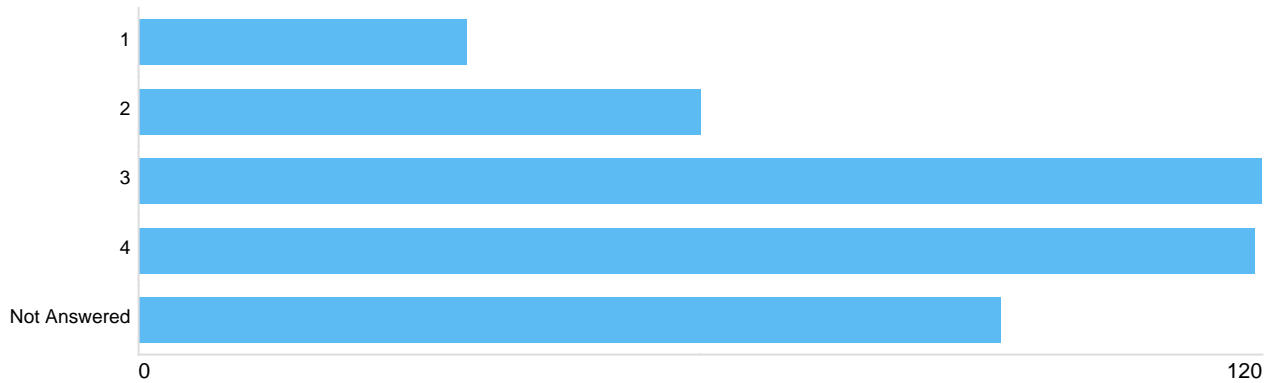


Option	Total	Percent
1	253	39.91%
2	106	24.88%
3	44	10.33%
4	36	8.45%
Not Answered	70	16.43%



Option	Total	Percent
1	253	59.39%
2	80	18.78%
3	18	4.23%
4	22	5.16%
Not Answered	53	12.44%

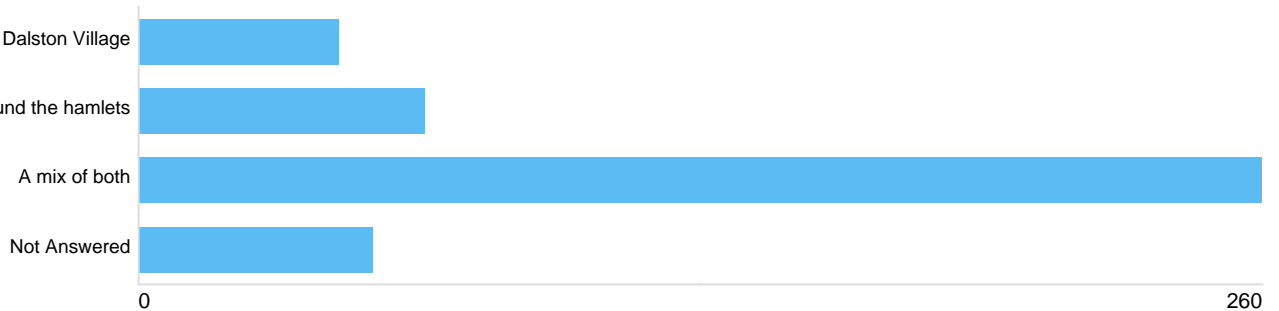
Matrix 1 - Fringe developments (e.g. adding to the edges of existing hamlets etc.)



Option	Total	Percent
1	35	8.22%
2	60	14.08%
3	120	28.17%
4	119	27.93%
Not Answered	92	21.60%

Question 13.: How should new housing be distributed?

New housng distribution



Option	Total	Percent
In and around Dalston Village	46	10.80%
Scattered around the hamlets	66	15.49%
A mix of both	260	61.03%
Not Answered	54	12.68%

Question 14.: Are there any locations in Dalston Parish which you think are suitable for new houses?


locations suitable for new houses

There were **151** responses to this part of the question.

Question 15.: Are there any locations in Dalston Parish where houses should not be built?

locations where houses should not be built

There were **206** responses to this part of the question.




Question 16.: Do you have any other comments on housing provision? Please use the space below.

Other housing provision comments

There were **129** responses to this part of the question.

Question 1. : Do you agree with this goal?

Agree with goal.




Option	Total	Percent
Agree	358	84.04%
Disagree	14	3.29%
Don't know	11	2.58%
Not Answered	43	10.09%

Question 1a.: If you disagree please elaborate below.

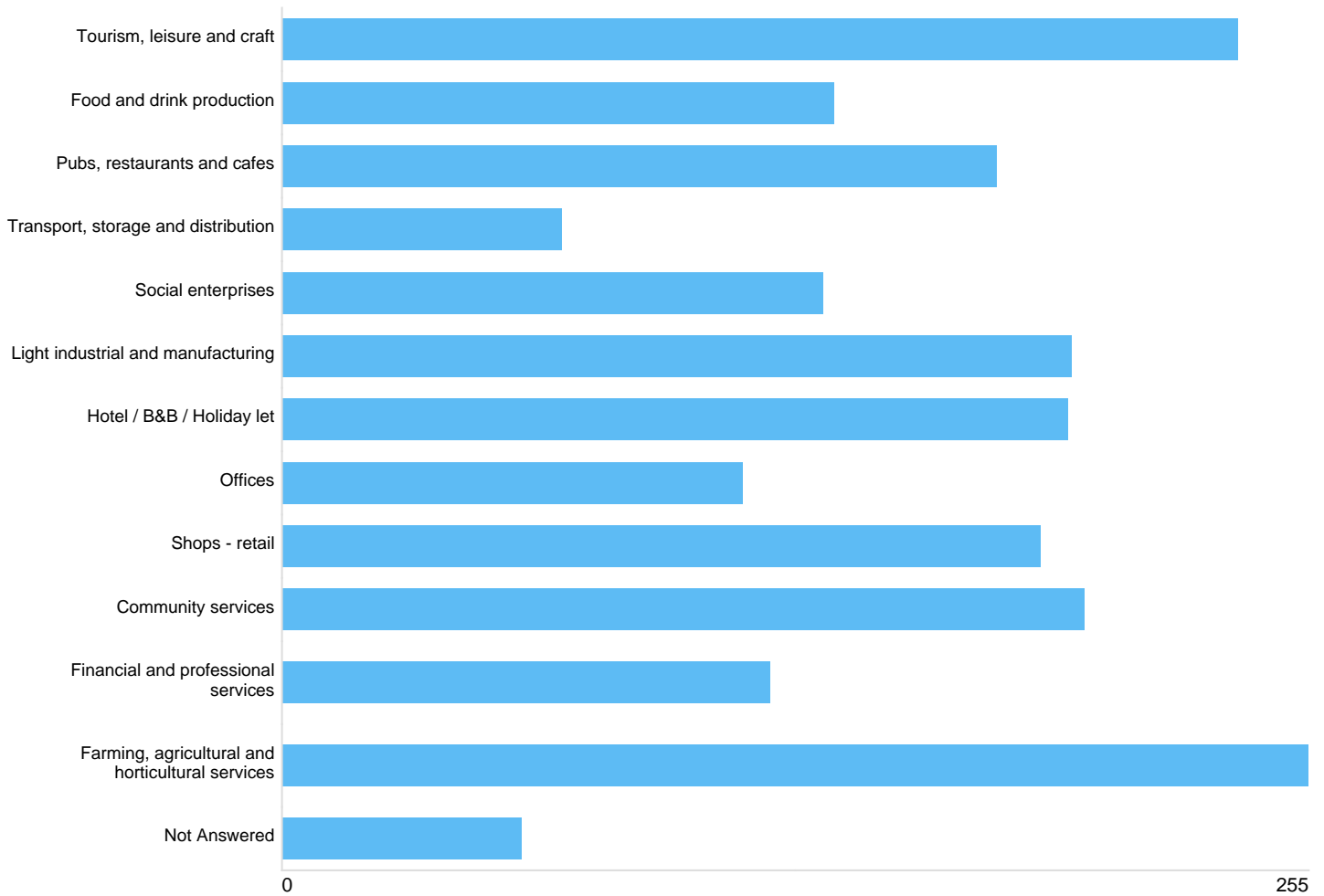
why you disagree with the goal

There were **17** responses to this part of the question.



Question 2.: What kinds of employment should The Plan encourage? (Tick any that you would support)

What employment should The Plan support




Option	Total	Percent
Tourism, leisure and craft	237	55.63%
Food and drink production	137	32.16%
Pubs, restaurants and cafes	177	41.55%
Transport, storage and distribution	69	16.20%
Social enterprises	134	31.46%
Light industrial and manufacturing	196	46.01%
Hotel / B&B / Holiday let	195	45.77%
Offices	114	26.76%
Shops - retail	188	44.13%
Community services	199	46.71%
Financial and professional services	121	28.40%
Farming, agricultural and horticultural services	255	59.86%
Not Answered	59	13.85%

Question 2a.: Other. Please elaborate

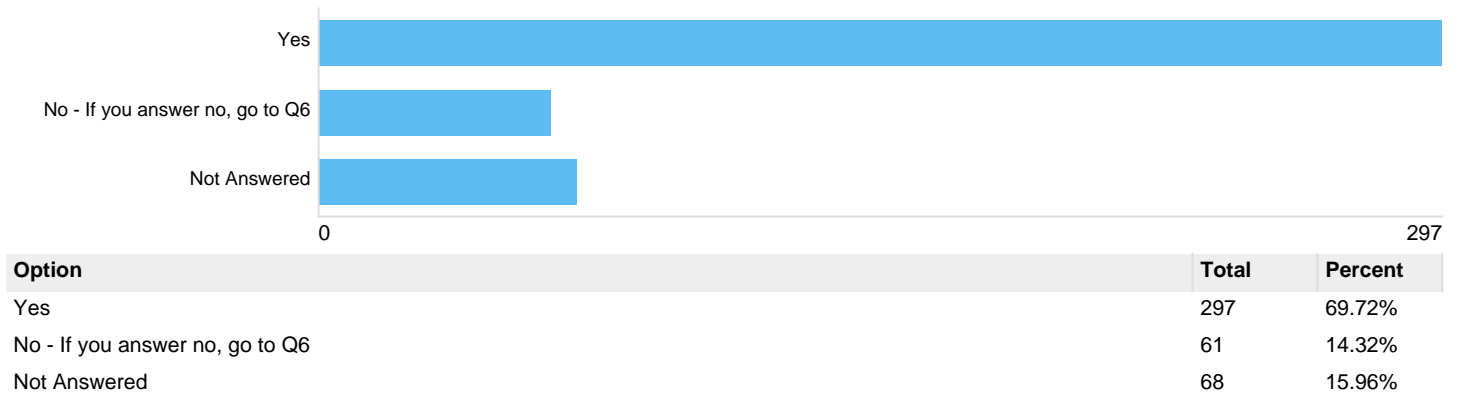
Other employment to support

There were 31 responses to this part of the question.



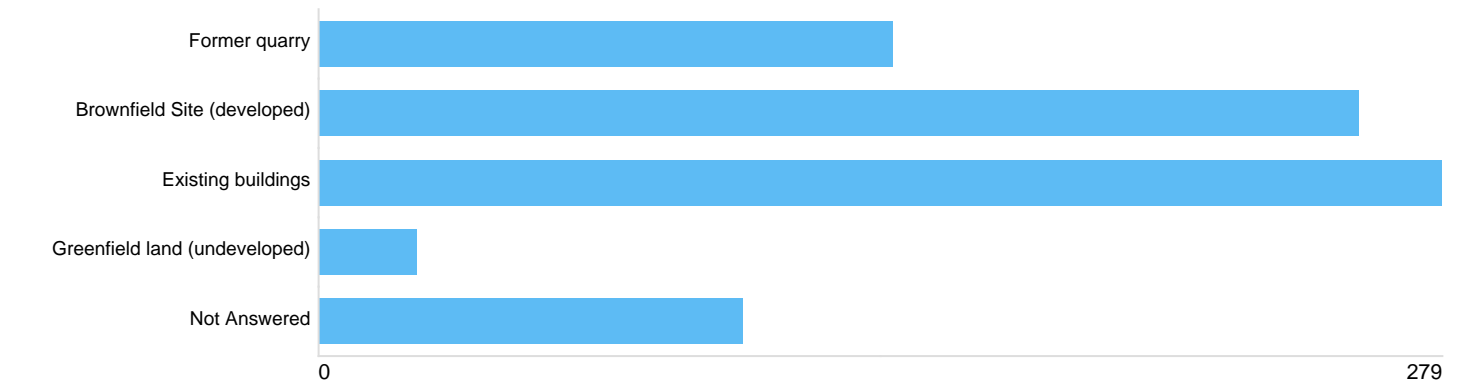
Question 3.: Should the Neighbourhood Plan directly identify where future business can be located?


Should the Plan identify where future business can be located



Question 4.: What type of site should be allocated for future businesses. (Tick any)

Type of site allocated for businesses

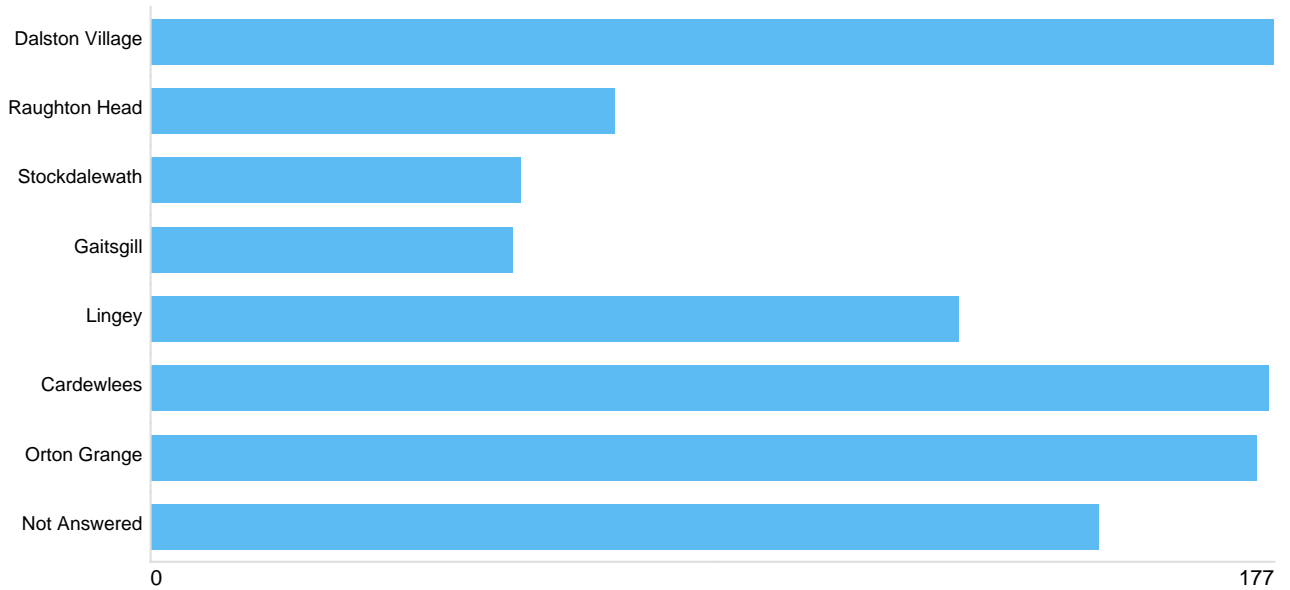




Option	Total	Percent
Former quarry	142	33.33%
Brownfield Site (developed)	258	60.56%
Existing buildings	279	65.49%
Greenfield land (undeveloped)	24	5.63%
Not Answered	105	24.65%

Question 5.: Where could employment land be located? (Tick any)

Where could employment land be located?



Option	Total	Percent
Dalston Village	177	41.55%
Raughton Head	73	17.14%
Stockdalewath	58	13.62%
Gaitsgill	57	13.38%
Lingey	127	29.81%
Cardewlees	176	41.31%
Orton Grange	174	40.85%
Not Answered	149	34.98%

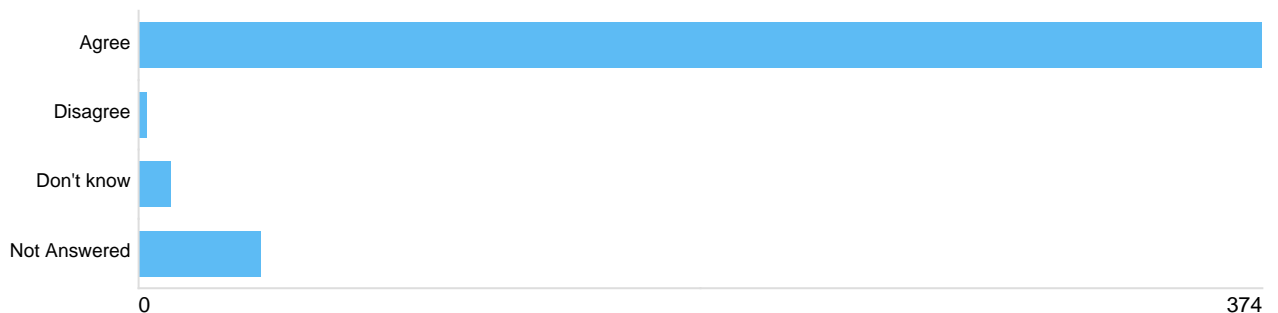
Question 5a.: Other locations


Other locations

There were 37 responses to this part of the question.

Question 6.: Do you agree with this objective?

Agree with support for small businesses





Option	Total	Percent
Agree	374	87.79%
Disagree	2	0.47%
Don't know	10	2.35%
Not Answered	40	9.39%

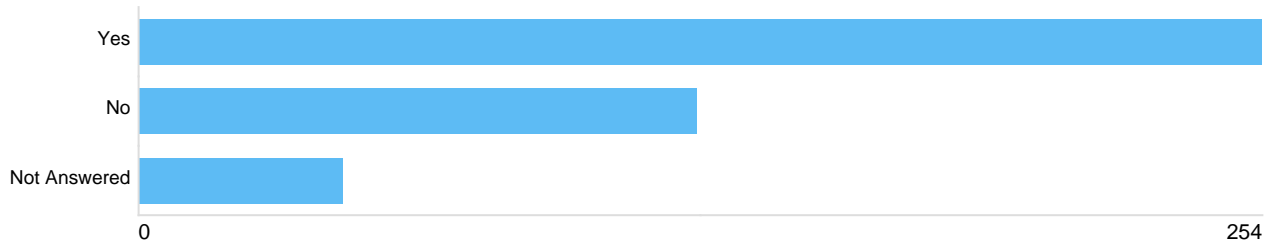
Question 6a.: If you disagree please elaborate below.

why you disagree

There were 11 responses to this part of the question.

Question 7.: Should the Neighbourhood Plan support new businesses within open countryside?

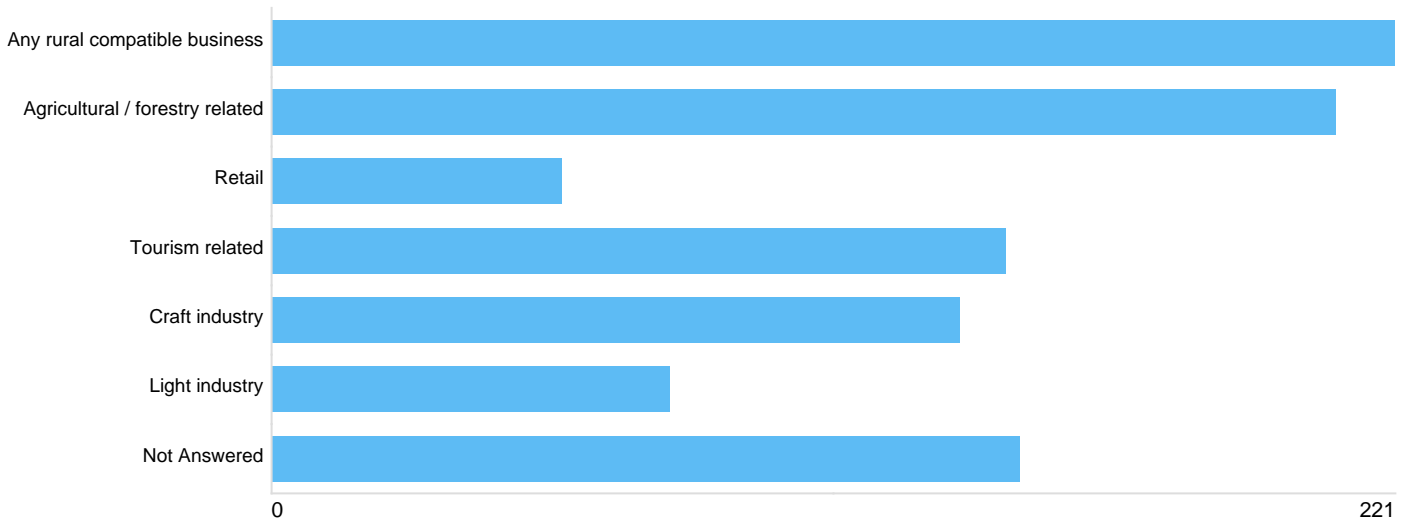
support new businesses within open countryside




Option	Total	Percent
Yes	254	59.62%
No	126	29.58%
Not Answered	46	10.80%

Question 7a.: If yes, what sort of businesses should be supported?

What businesses should be supported/





Option	Total	Percent
Any rural compatible business	221	51.88%
Agricultural / forestry related	209	49.06%
Retail	57	13.38%
Tourism related	144	33.80%
Craft industry	135	31.69%
Light industry	78	18.31%
Not Answered	147	34.51%

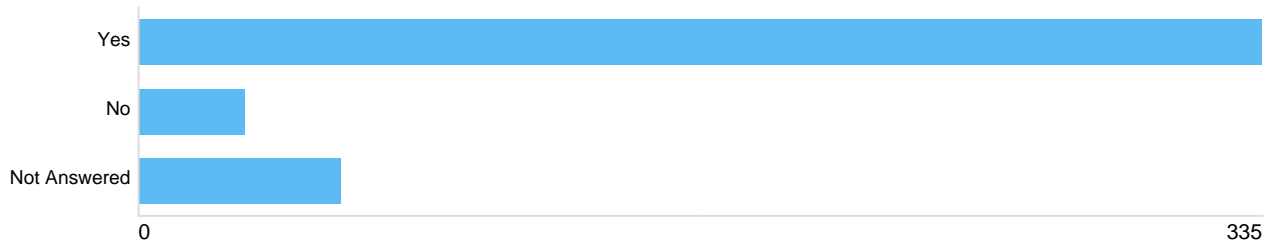
Question 7b.: Other businesses? Please elaborate.

Other businesses

There were **19** responses to this part of the question.

Question 8.: Should the Neighbourhood Plan include policies to encourage working from home, e.g. consideration of changing land use such as conversion of redundant barns to work/live premises or new build with space to accommodate this?

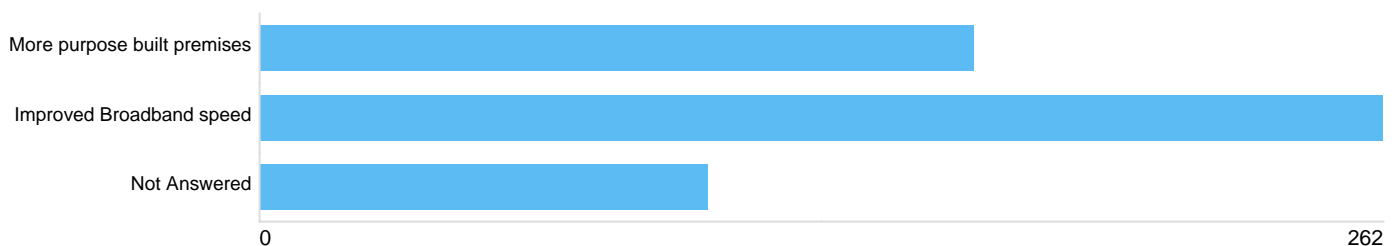
encourage working from home by supporting barn conversions or new build to accomodate this.



Option	Total	Percent
Yes	335	78.64%
No	31	7.28%
Not Answered	60	14.08%

Question 9.: What would encourage new businesses to locate to Dalston Parish? (Tick any)

What would attract new businesses to Dalston Parish




Option	Total	Percent
More purpose built premises	166	38.97%
Improved Broadband speed	262	61.50%
Not Answered	104	24.41%

Question 10.: Are there any other reasons for businesses to locate to Dalston? Please elaborate

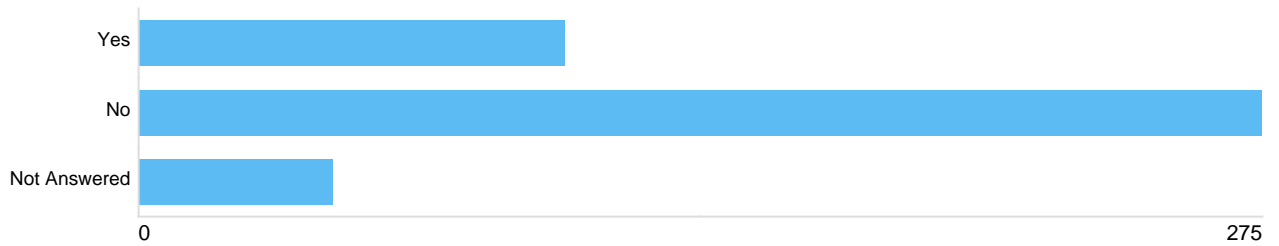
Other reasons to locate to Dalston Parish?

There were **91** responses to this part of the question.



Question 11.: Is anyone in your family likely to seek local employment, within the parish in the next 5 years?

Anyone in your family likely to seek employment in the parish.



Option	Total	Percent
Yes	104	24.41%
No	275	64.55%
Not Answered	47	11.03%

Question 12.: Is anyone in your family likely to set up a micro-business in Dalston Parish?

Anyone in your family likely to set up a micro-business in the parish



Option	Total	Percent
Yes	39	9.15%
No	335	78.64%
Not Answered	52	12.21%


Question 13.: This space is for your comments on jobs and the local economy.


additional comments on jobs and the local economy.

There were **40** responses to this part of the question.

Question 1.: Do you agree with this goal?

Agree with environmental goal





Option	Total	Percent
Agree	378	88.73%
Disagree	5	1.17%
Don't know	6	1.41%
Not Answered	37	8.69%

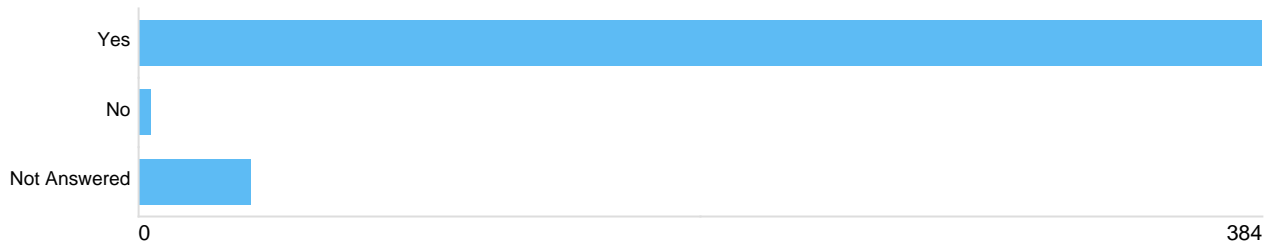
Question 1a.: If you disagree please elaborate below.


Why you disagree with the goal.

There were **9** responses to this part of the question.

Question 2.: Do you think that any future development in Dalston Parish should be in keeping with the character and rural landscape setting of the Parish?

Development should be in keeping with rural character etc.

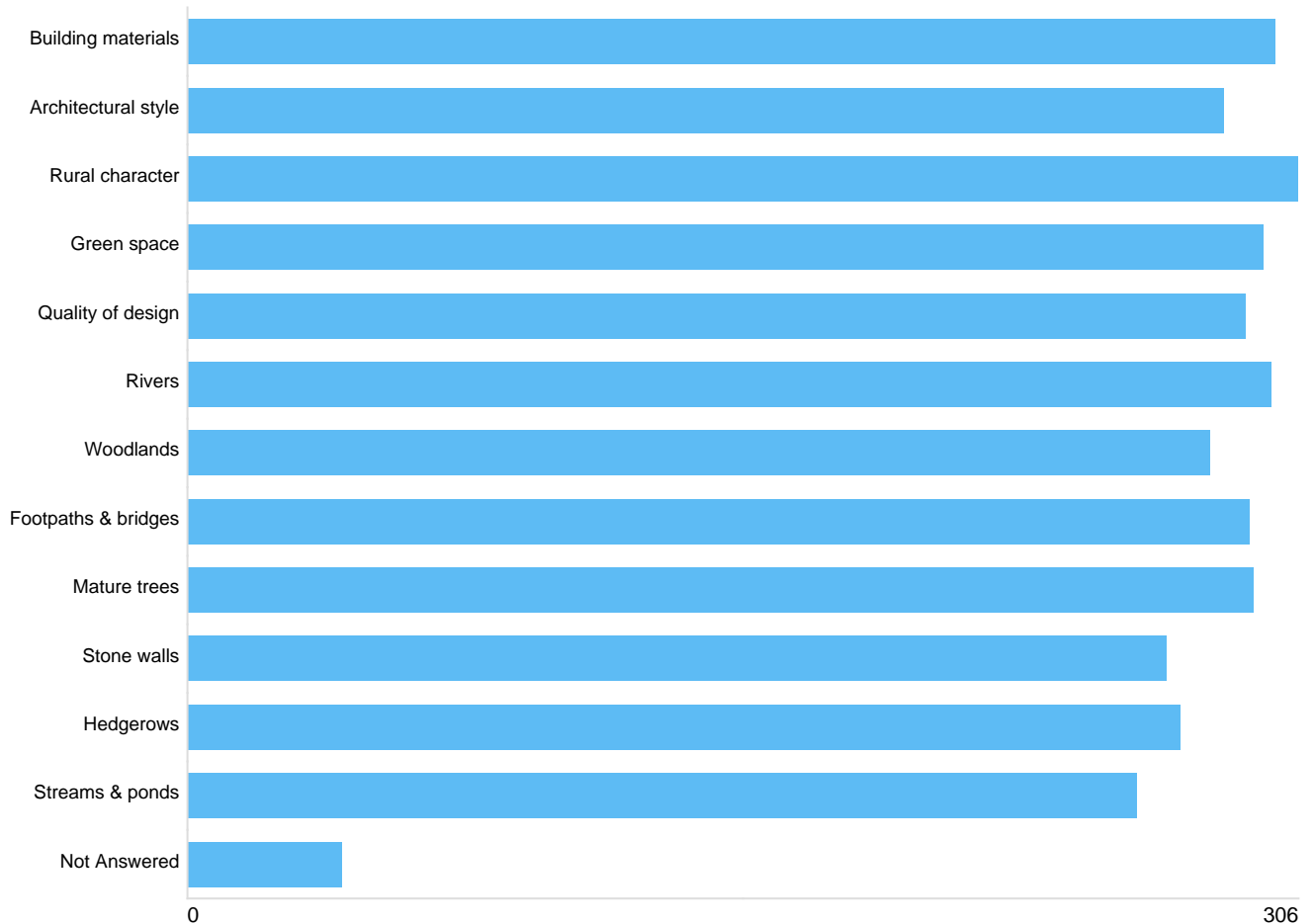




Option	Total	Percent
Yes	384	90.14%
No	4	0.94%
Not Answered	38	8.92%

Question 3.: Should the Neighbourhood Plan aim to protect and enhance the quality of the built environment by considering the following? (Tick those you consider important)

What are the most important environment qualities to protect




Option	Total	Percent
Building materials	299	70.19%
Architectural style	285	66.90%
Rural character	306	71.83%
Green space	296	69.48%
Quality of design	291	68.31%
Rivers	298	69.95%
Woodlands	281	65.96%
Footpaths & bridges	292	68.54%
Mature trees	293	68.78%
Stone walls	269	63.15%
Hedgerows	273	64.08%
Streams & ponds	261	61.27%
Not Answered	42	9.86%

Question 3a.: Any more, please elaborate below.

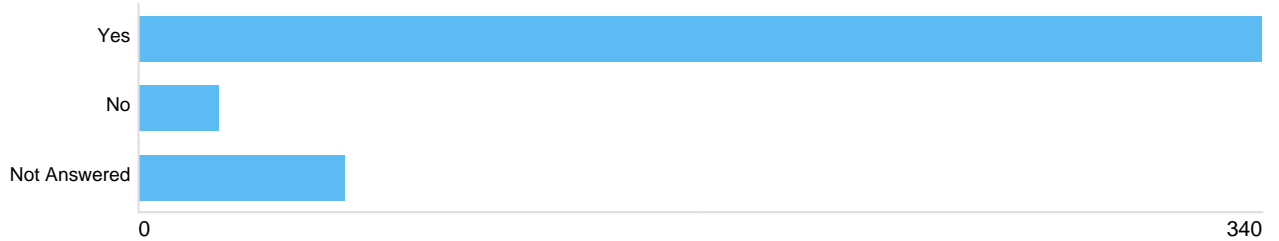
more important environment areas to protect

There were **43** responses to this part of the question.



Question 4.: Should local green spaces be defined within the Neighbourhood Plan? Green spaces are important parts of the landscape that are frequently used for recreation, have other special value such as biodiversity, contribute to the local "feel" of the Parish, etc.

Green Space Designation



Option	Total	Percent
Yes	340	79.81%
No	24	5.63%
Not Answered	62	14.55%

Question 4a.: If yes, can you list some areas of the Parish that should be protected and give reasons for your choice?

List areas of "Green Space"

There were **228** responses to this part of the question.

Question 4b.: Which of these do you value the most?

Most valued area of "Green Space"

There were **171** responses to this part of the question.

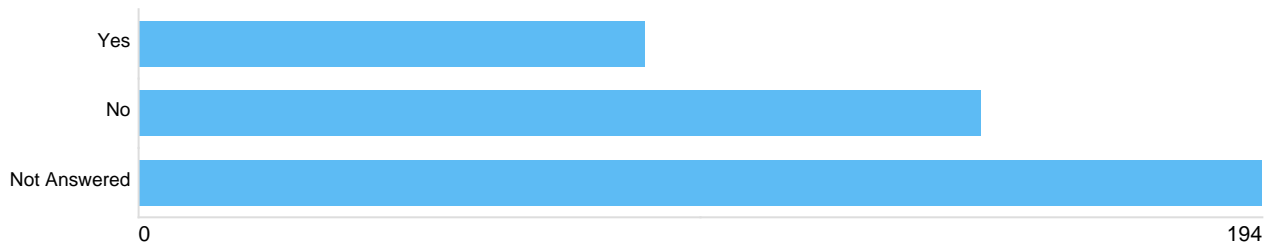
Question 4c.: Why?

Why

There were **161** responses to this part of the question.

Question 5.: Are there any buildings, places or landscapes which you think might be added to a Local Heritage Asset List?

Asset List



Option	Total	Percent
Yes	87	20.42%
No	145	34.04%
Not Answered	194	45.54%

Question 5a.: Please list with reasons below.


Asset list items with reasons

There were **108** responses to this part of the question.

Question 6.: Do you know of any important plants, birds, animals / habitats in the Parish that might justify protection and where they are located? Please give details below..

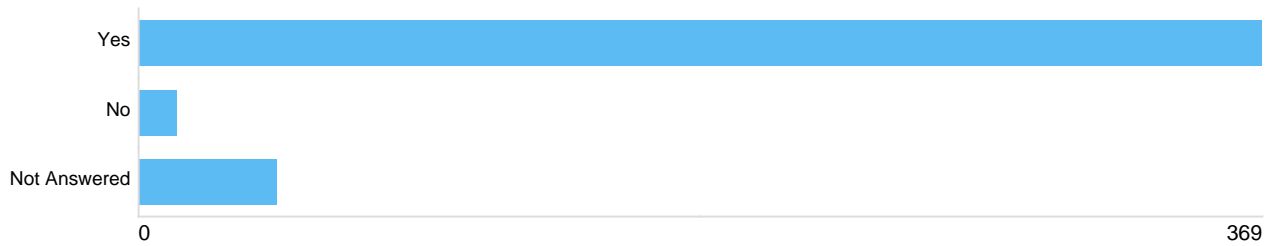
Important birds/habitats etc

There were **144** responses to this part of the question.



Question 7.: Do you consider footpaths to be an important recreational / environmental resource in the Parish?

Consider footpaths an important resource



Option	Total	Percent
Yes	369	86.62%
No	12	2.82%
Not Answered	45	10.56%

Question 8.: What can be done to improve footpaths and access to them in the Parish? Provide details of specific issues and location.

Improve footpaths and their access

There were **191** responses to this part of the question.

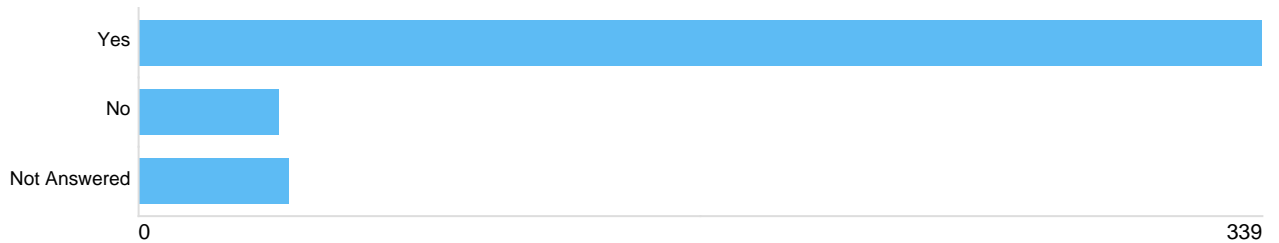
Question 8a.: Where do you think new footpaths should be established? Please elaborate.

New footpaths

There were **95** responses to this part of the question.

Question 9.: The River Caldeu and its tributaries are an important element of the landscape running through the Parish. Is the river important in affecting your view of the Parish as a place to live?

Is the River Caldeu important




Option	Total	Percent
Yes	339	79.58%
No	42	9.86%
Not Answered	45	10.56%

Question 10.: What aspects of the river are important to you?

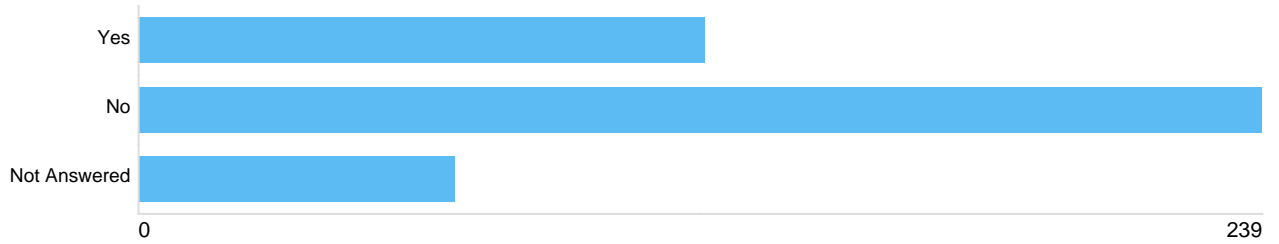
What aspects of the river are important to you/

There were **232** responses to this part of the question.



Question 11.: Flooding has become an important issue throughout the country. Do any aspects of flooding in your part of the Parish concern you?

Does flooding concern you?



Option	Total	Percent
Yes	120	28.17%
No	239	56.10%
Not Answered	67	15.73%

Question 11.a : Are there local flooding hotspots? Please list below.

Flooding Hot Spots

There were **149** responses to this part of the question.

Question 11b.: What is the source of this flooding

Source of flooding

There were **126** responses to this part of the question.

Question 12.: What action would you like to see taken to minimise flooding in the future?

Actions to minimise flooding

There were **141** responses to this part of the question.


Question 13.: This space is provided to allow you to make your own comments on protecting our environment.


Own comments on protecting the environment.

There were **66** responses to this part of the question.

Question 1.: Do you agree with this goal?

Agree Community goal





Option	Total	Percent
Agree	381	89.44%
Disagree	2	0.47%
Don't know	5	1.17%
Not Answered	38	8.92%


Question 1a.: If you disagree please elaborate below.

disagree with goal

There were 6 responses to this part of the question.

Question 2.: How important to you is maintaining the rural character of the Parish?

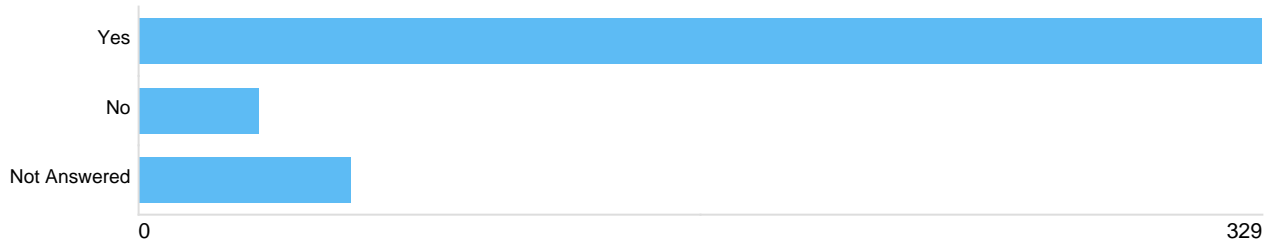
Importance of Rural Character



Option	Total	Percent
Very important	334	78.40%
Quite important	53	12.44%
Not important at all	3	0.70%
Not Answered	36	8.45%

Question 3.: Would you like to see Dalston Square become an attractive focal point to the village?

Dalston Square attractive focal point.




Option	Total	Percent
Yes	329	77.23%
No	35	8.22%
Not Answered	62	14.55%

Question 3a.: Any ideas how this could be done?

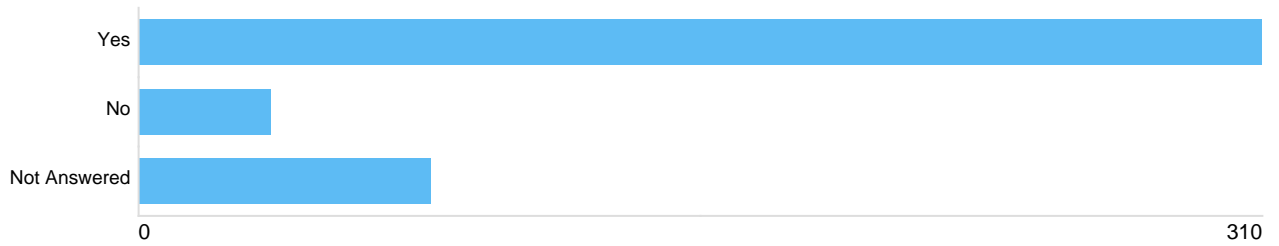
Ideas for the square

There were 196 responses to this part of the question.



Question 4.: Do you believe that community groups have adequate facilities and conditions to thrive in the Parish?

Community Group Facilities



Option	Total	Percent
Yes	310	72.77%
No	36	8.45%
Not Answered	80	18.78%

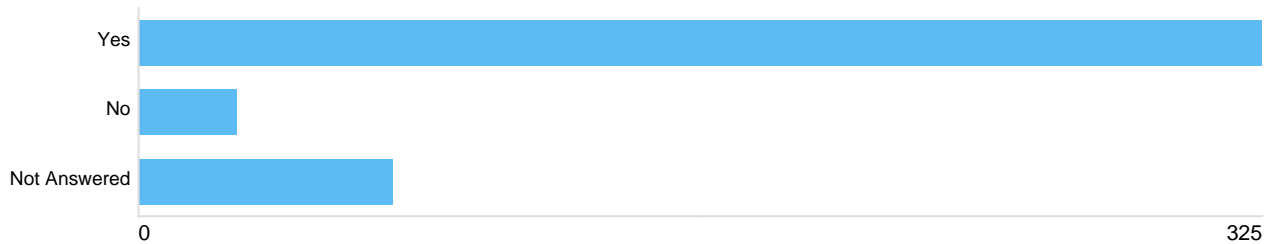
Question 4a.: What ideas do you have that could improve the situation? Please elaborate below.

Improve community group facilities

There were 65 responses to this part of the question.

Question 5.: Do you think healthy recreational activities for all ages are encouraged in the Parish?

Healthy Recreation for all ages



Option	Total	Percent
Yes	325	76.29%
No	28	6.57%
Not Answered	73	17.14%

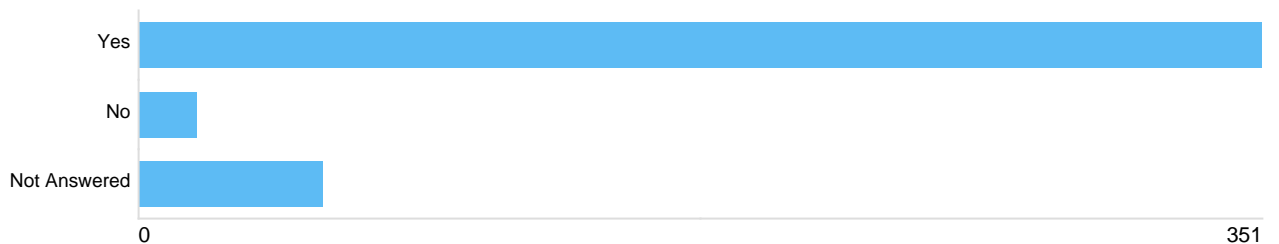
Question 5a.: Can you suggest more opportunities?


more opportunities for healthy recreation

There were 62 responses to this part of the question.

Question 6.: Do you feel safe from crime in Dalston Parish?

Safe from crime





Option	Total	Percent
Yes	351	82.39%
No	18	4.23%
Not Answered	57	13.38%

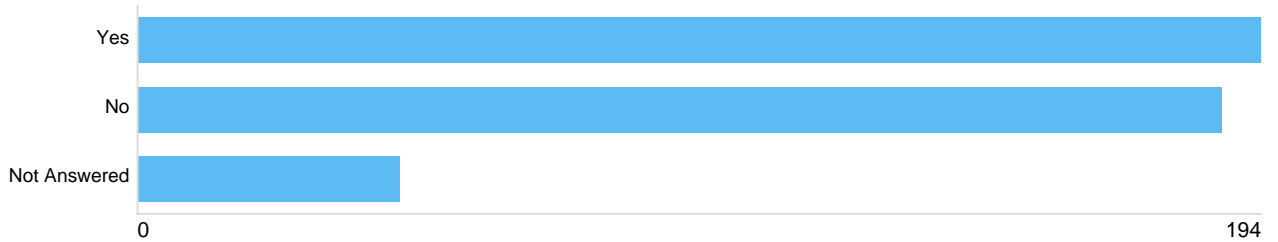
Question 6a.: Can you add a further comment below.

Crime-further comment

There were **79** responses to this part of the question.


Question 7.: Thinking about public transport and local services.

Matrix 1 - Do you use the bus?



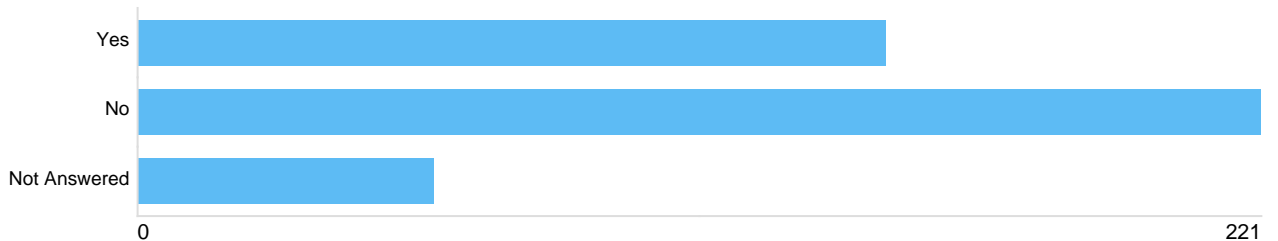
Option	Total	Percent
Yes	194	45.54%
No	187	43.90%
Not Answered	45	10.56%

Matrix 1 - Is the service adequate?




Option	Total	Percent
Yes	168	39.44%
No	109	25.59%
Not Answered	149	34.98%

Matrix 1 - Do you use the train?




Option	Total	Percent
Yes	221	50.23%
No	139	31.22%
Not Answered	61	13.75%



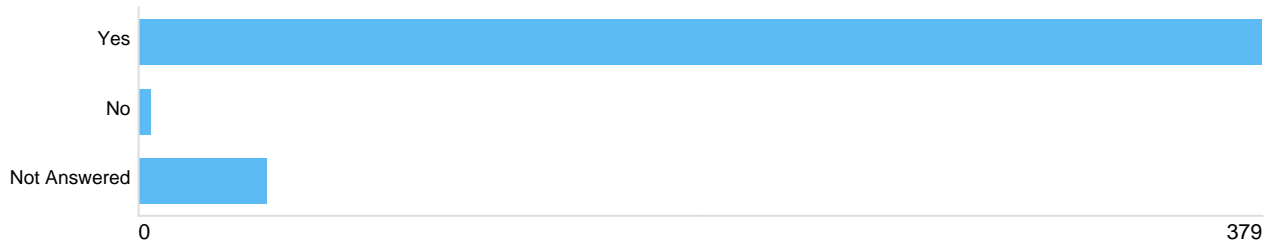
Option	Total	Percent
Yes	147	34.51%
No	221	51.88%
Not Answered	58	13.62%

Matrix 1 - Is the service adequate?




Option	Total	Percent
Yes	171	40.14%
No	63	14.79%
Not Answered	192	45.07%

Matrix 1 - Do you use the shops in Dalston village?



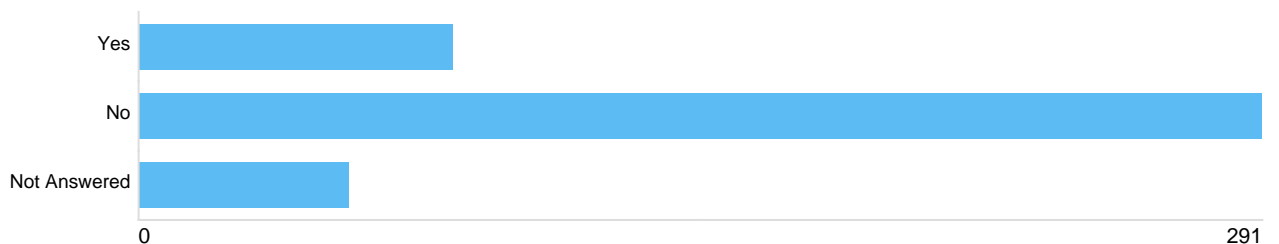
Option	Total	Percent
Yes	379	88.97%
No	4	0.94%
Not Answered	43	10.09%


Matrix 1 - Do you think the range of shops is adequate?



Option	Total	Percent
Yes	325	76.29%
No	48	11.27%
Not Answered	53	12.44%

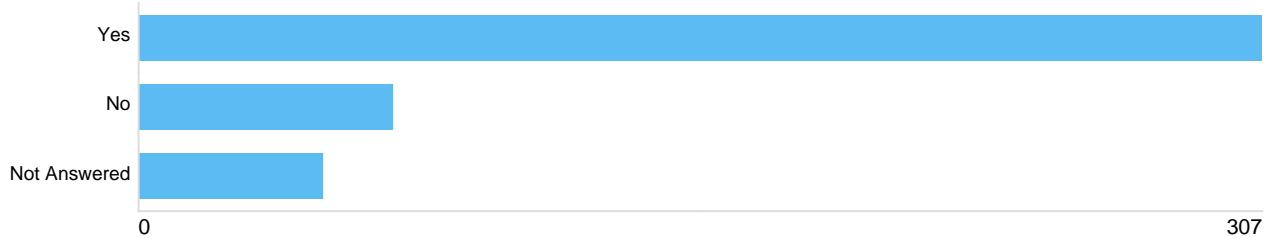
Matrix 1 - Do you use the visitng library van?





Option	Total	Percent
Yes	81	19.01%
No	291	68.31%
Not Answered	54	12.68%


Matrix 1 - Do you use Broadband (The internet)



Option	Total	Percent
Yes	307	72.07%
No	69	16.20%
Not Answered	50	11.74%

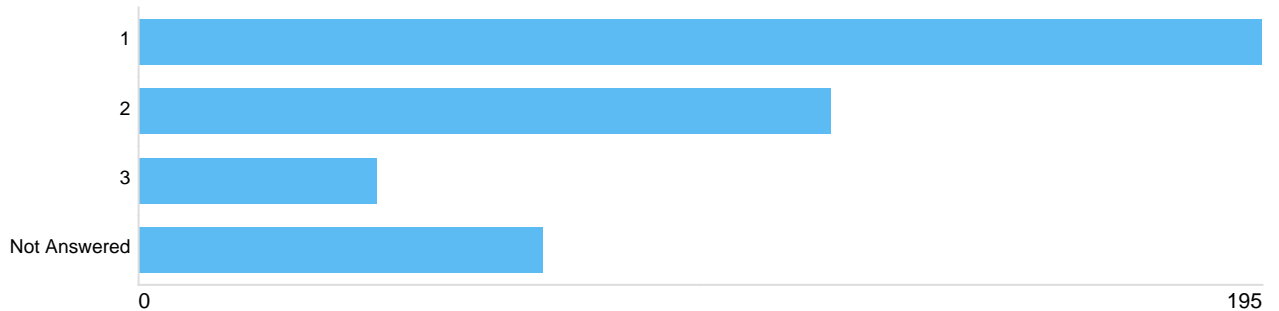
Question 7a.: Please rank how important these services are to you. 1 is the highest importance, 2 is medium importance and 3 is the lowest importance. Please tick one box per item.


Matrix 1 - Broadband service



Option	Total	Percent
1	239	56.10%
2	62	14.55%
3	55	12.91%
Not Answered	70	16.43%


Matrix 1 - Public transport





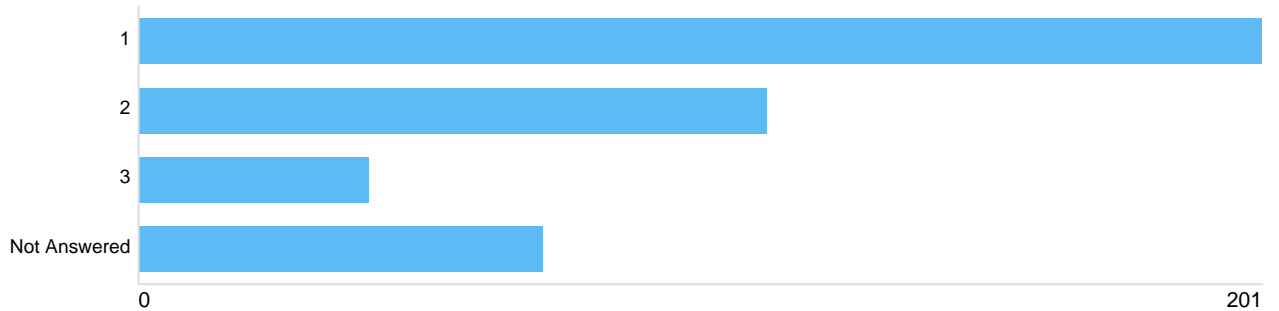
Option	Total	Percent
1	195	45.77%
2	120	28.17%
3	41	9.62%
Not Answered	70	16.43%

Matrix 1 - Road safety measures




Option	Total	Percent
1	255	59.86%
2	74	17.37%
3	24	5.63%
Not Answered	73	17.14%


Matrix 1 - Parking



Option	Total	Percent
1	201	47.18%
2	112	26.29%
3	41	9.62%
Not Answered	72	16.90%

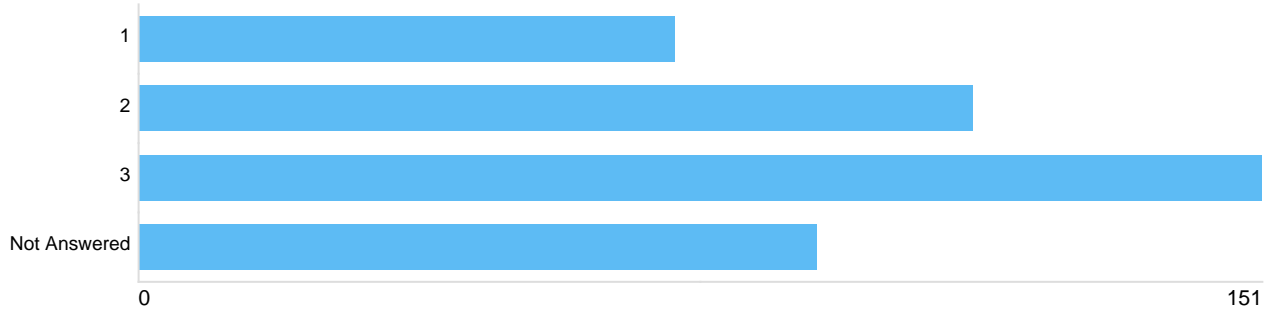
Matrix 1 - The shops in Dalston Village





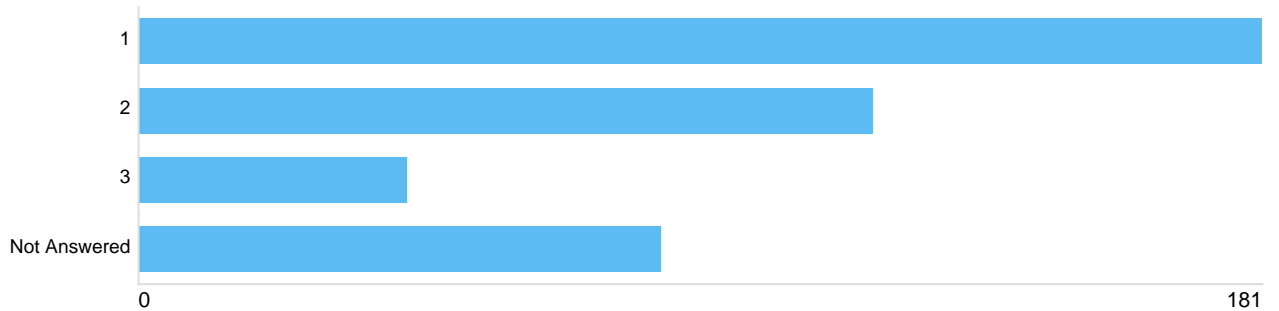
Option	Total	Percent
1	276	64.79%
2	75	17.61%
3	17	3.99%
Not Answered	58	13.62%

Matrix 1 - The visiting library van



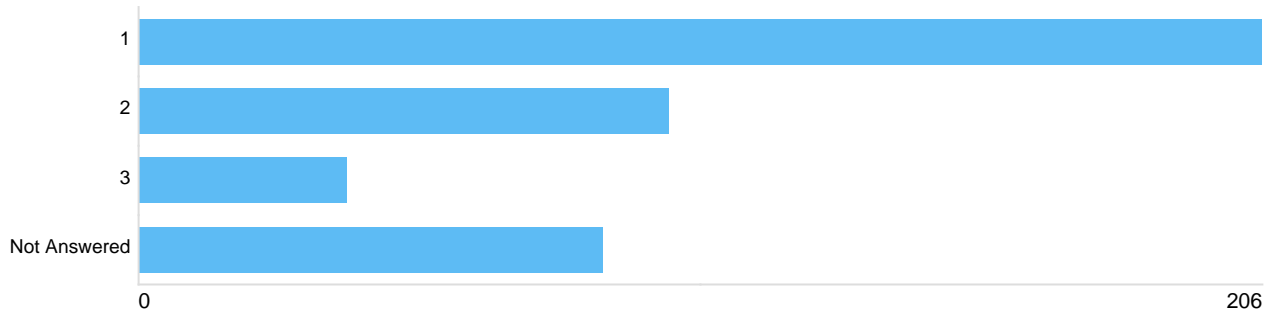
Option	Total	Percent
1	72	16.90%
2	112	26.29%
3	151	35.45%
Not Answered	91	21.36%

Matrix 1 - Facilities for young people




Option	Total	Percent
1	181	42.49%
2	118	27.70%
3	43	10.09%
Not Answered	84	19.72%

Matrix 1 - access for disabled people



Option	Total	Percent
1	206	47.73%
2	118	27.23%
3	43	9.73%
Not Answered	84	19.31%



Option	Total	Percent
1	206	48.36%
2	97	22.77%
3	38	8.92%
Not Answered	85	19.95%

Question 7b.: Considering the above, can you make any suggestions to improve the services available in Dalston village and Dalston Parish?

Improve services

There were 112 responses to this part of the question.

Question 8.: Are you effected by floodwater when it rains heavily?

Flooding when it rains



Option	Total	Percent
Yes	60	14.08%
No	322	75.59%
Not Answered	44	10.33%

Question 8a.: If you have answered yes to the above, can you tell us where in the Parish you live?


Flooding-where you live

There were 67 responses to this part of the question.

Question 9.: The space below is for you to make any other comments on improving community services.

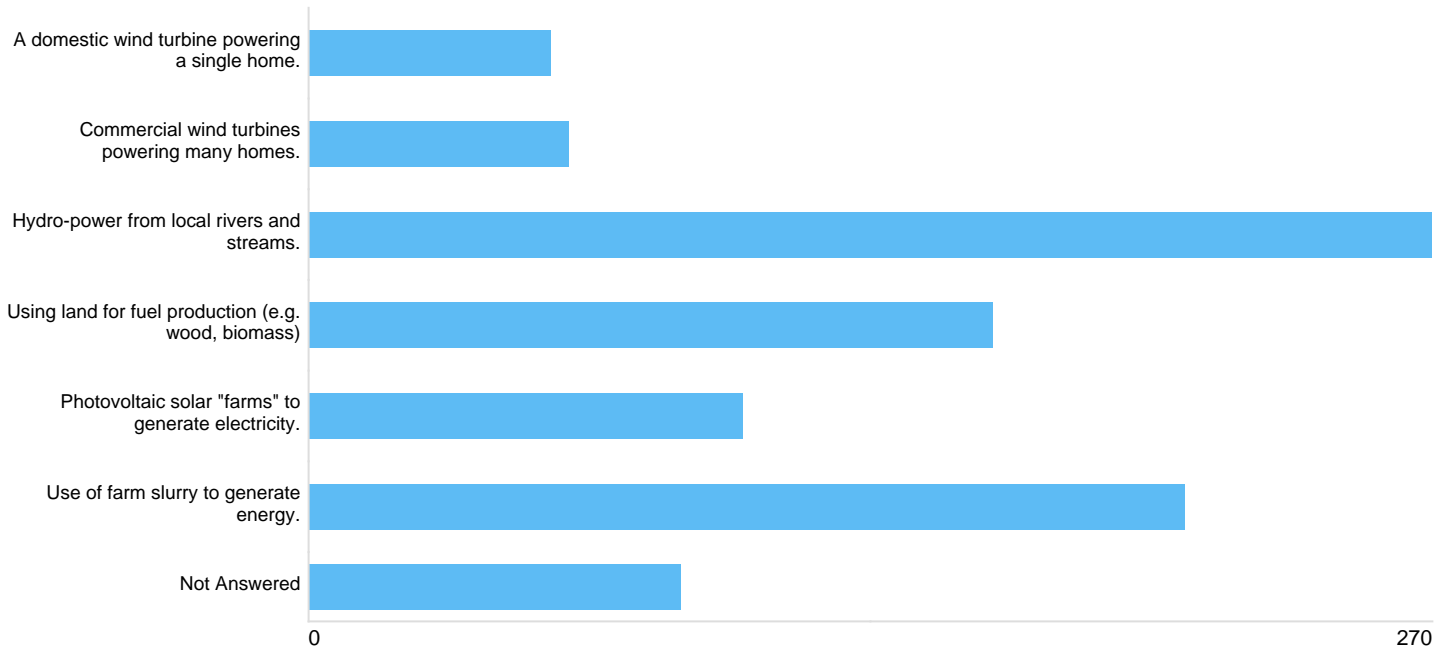
further comments on commuity services

There were 41 responses to this part of the question.



Question 10.: Increasing the amount of energy produced from renewables is a National policy objective. What ways of contributing to this objective would you support in the Parish? (Tick all you would support.)

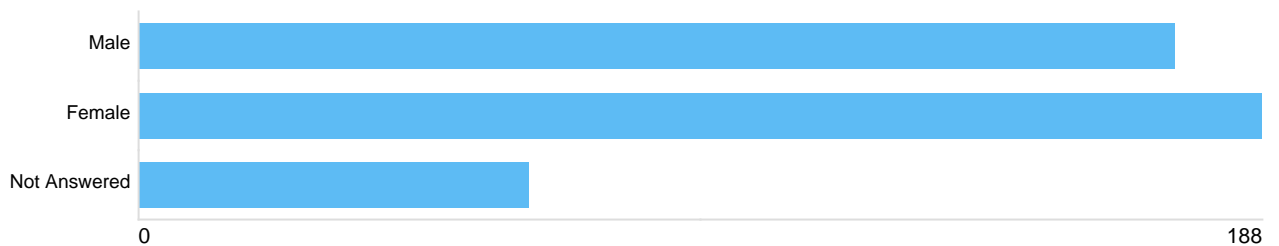
Renewable energy




Option	Total	Percent
A domestic wind turbine powering a single home.	58	13.62%
Commercial wind turbines powering many homes.	62	14.55%
Hydro-power from local rivers and streams.	270	63.38%
Using land for fuel production (e.g. wood, biomass)	164	38.50%
Photovoltaic solar "farms" to generate electricity.	104	24.41%
Use of farm slurry to generate energy.	210	49.30%
Not Answered	89	20.89%

Question 1.: Are you...?

Gender

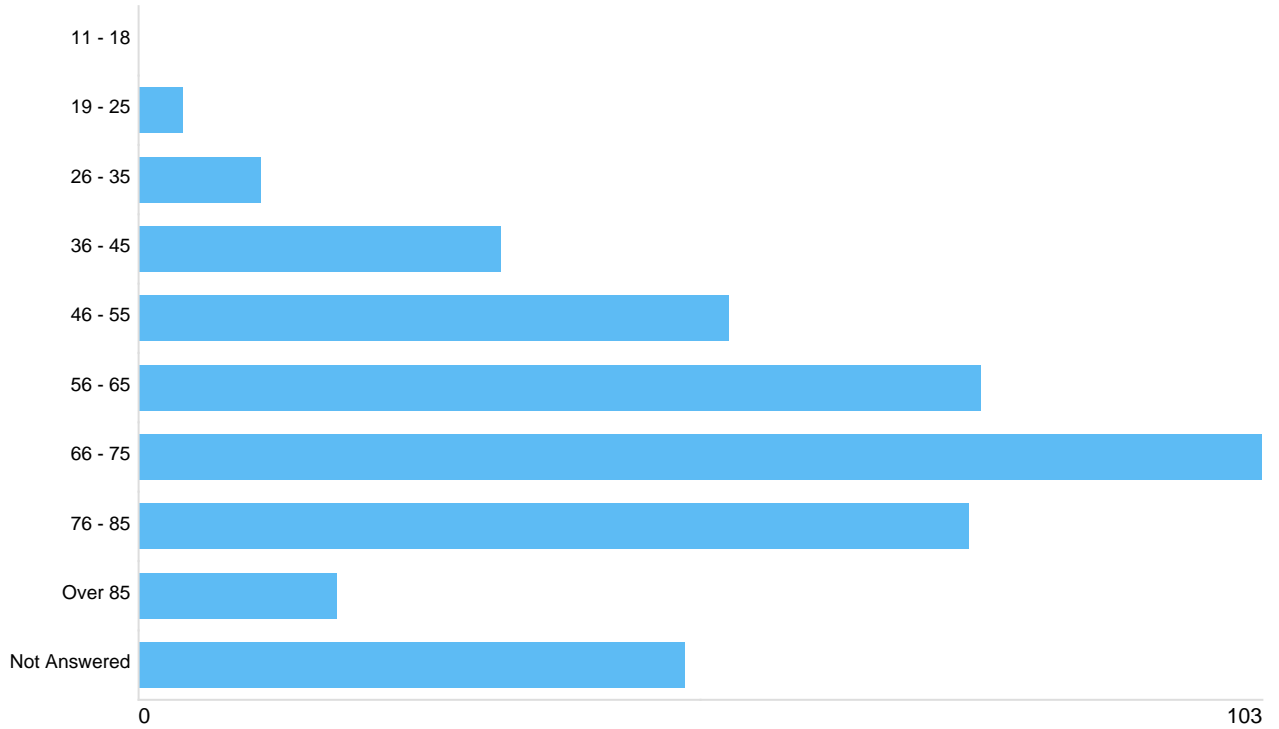




Option	Total	Percent
Male	173	40.61%
Female	188	44.13%
Not Answered	65	15.26%

Question 2.: How old are you...?

Age Group



Option	Total	Percent
11 - 18	0	0%
19 - 25	4	0.94%
26 - 35	11	2.58%
36 - 45	33	7.75%
46 - 55	54	12.68%
56 - 65	77	18.08%
66 - 75	103	24.18%
76 - 85	76	17.84%
Over 85	18	4.23%
Not Answered	50	11.74%

Question 3.: Please use this space below if you have any further comments about anything that has or has not been covered in the survey.

Further comments

There were **85** responses to this part of the question.