


Dalston Parish Young Peoples' Consultation: Summary report

This report was created on Thursday 14 July 2016 at 09:57.

The consultation ran from 16/06/2016 to 13/07/2016.

Contents

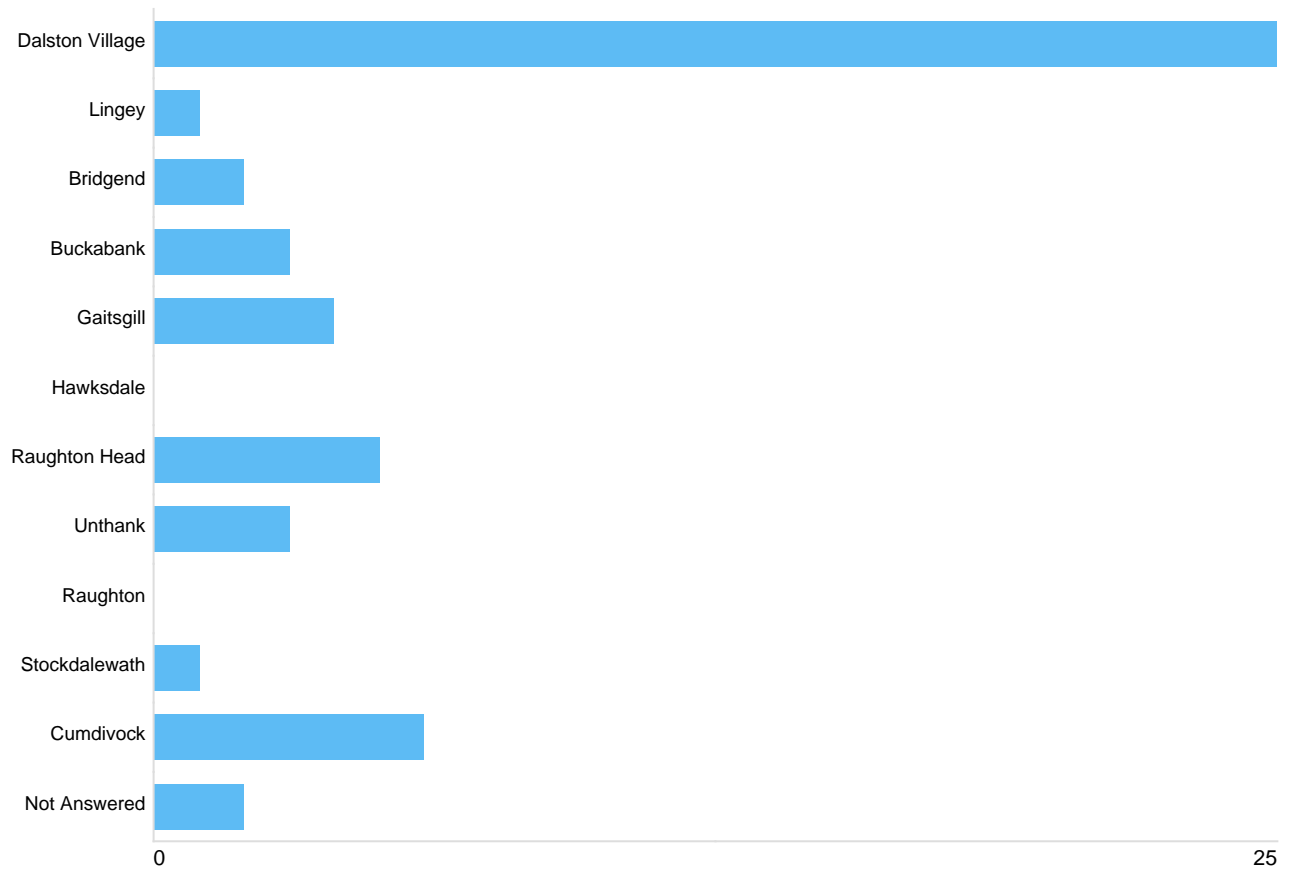
Question 1: Where do you live	2
Select where you live	2
Question 1A: What is your postcode?	3
What is your postcode?	3
Question 2: How old are you	3
How old are you?	3
Question 3: What do you like best about Dalston?	4
What do you like best about Dalston	4
Question 4: Name the worst things about Dalston.	4
Name the worst things about Dalston	4
Question 5: How can we improve things?	4
How can we improve things?	4
Question 6: Where do you spend most of your spare time?	4
Where do you spend most of your spare time?	4
Question 6A: Other:- please give details	4
Other:- please give details	4
Question 7: Which of the following do you use inside the Parish?	5
Which of the following do you use inside the Parish?	5
Question 7a: Other:- please give details.	5
Other:- please give details	5
Question 8: Do you use any facilities outside the Parish? Please give details; Facility, Area, Why?	5
Do you use any facilities outside the Parish?	5
Question 8a: Are there any facilities/activities you would like to see in Dalston in the next 15 years?	5
Are there any facilities/activities you would like to see in Dalston in the next 15 years?	5
Question 9: After leaving school or college, would you like to remain/work in the area?	6
After leaving school or college. would you like to remain in the area?	6
Question 9a: Can you imagine anything which might make this difficult?	6
Can you imagine anything that might make this difficult?	6
Question 10: What else might make you worry about the future?	6
What else might make you worry about the future?	6
Question 11: If you wanted to tell a stranger to the area how to recognise Dalston, which three buildings would you select?	6
If you wanted to tell a stranger to the area how to recognise Dalston, which 3 buildings would you select?	6
Question 12: How important are the items below? 1 is very important, 2 not very important and 3 has no importance at all. Tick one per item.	6
Please add comments below in relation to your scores for a.. b..c.. etc in Q12 - a) Local Jobs	6
Please add comments below in relation to your scores for a.. b..c.. etc in Q12 - b) Homes that local people can afford to buy? or rent	7
Please add comments below in relation to your scores for a.. b..c.. etc in Q12 - c) Improving the Village Centre	7
Please add comments below in relation to your scores for a.. b..c.. etc in Q12 - d) Tourism	7
Please add comments below in relation to your scores for a.. b..c.. etc in Q12 - e) Health Care Facilities	8
Please add comments below in relation to your scores for a.. b..c.. etc in Q12 - f) Futher Education (better facilities-wider range of courses for students)	8
Please add comments below in relation to your scores for a.. b..c.. etc in Q12 - g) Protecting the environment	8
Please add comments below in relation to your scores for a.. b..c.. etc in Q12 - h) community Leisure Facilities (including parks & playing Fields	9
Please add comments below in relation to your scores for a.. b..c.. etc in Q12 - i) Public Transport	9
Please add comments below in relation to your scores for a.. b..c.. etc in Q12 - j) Youth club	9
Please add comments below in relation to your scores for a.. b..c.. etc in Q12 - k) Facilities for the disabled	10
Question 12a: Please add comments below in relation to your scores for a..b..c.etc in Q12	10
Please add comments below in relation to your scores for a.. b..c.. etc in Q12	10
Question 12b: Any other comments?	10




Any other comments?	10
Question 13: Should there be more opportunities for young people to have their say?	10
Should there be more opportunities for young people to have thier say?	10
Question 14: Would you be interested in the formation of a Youth Council for Dalston?	11
Would you be interested in the formation of a Youth Council for Dalston?	11
Question 15: To be included in the raffle enter your name	11
Name	11
Question 15a: And your postcode	11
Your post code	11
Question 16: Date of completion	11
Date of completion	11

Question 1: Where do you live

Select where you live





Option	Total	Percent
Dalston Village	25	48.08%
Lingey	1	1.92%
Bridgend	2	3.85%
Buckabank	3	5.77%
Gaitsgill	4	7.69%
Hawksdale	0	0%
Raughton Head	5	9.62%
Unthank	3	5.77%
Raughton	0	0%
Stockdalewath	1	1.92%
Cumdivock	6	11.54%
Not Answered	2	3.85%

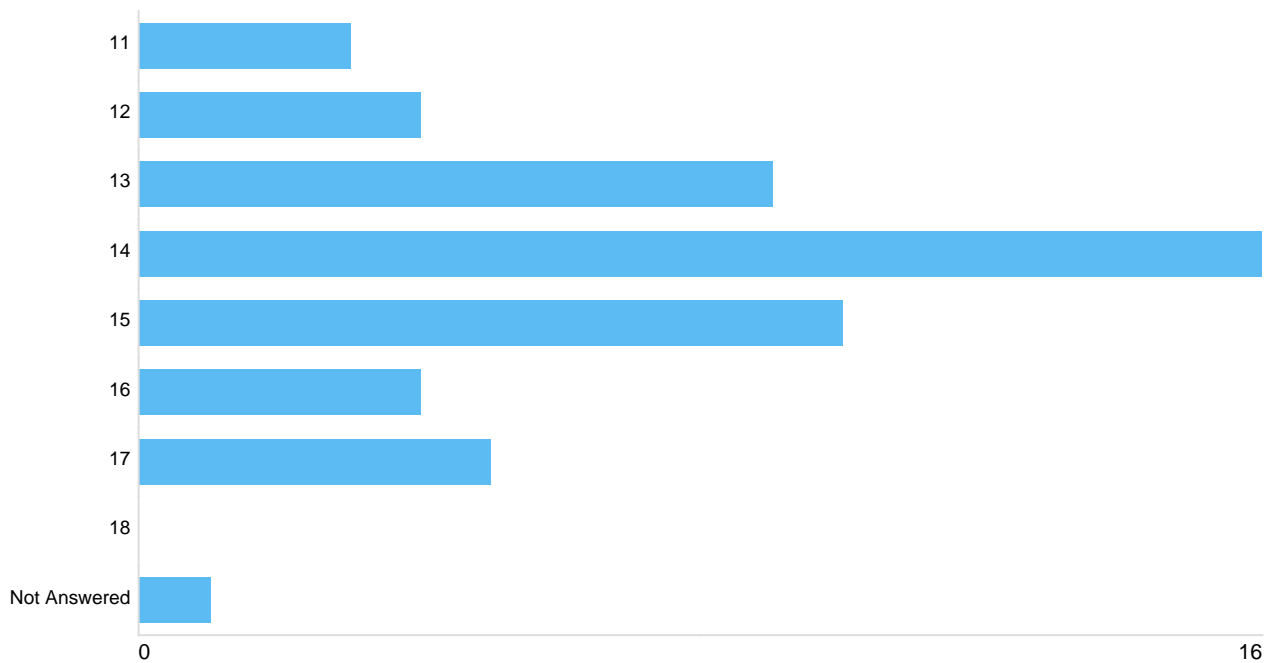
Question 1A: What is your postcode?


What is your postcode?

There were 42 responses to this part of the question.

Question 2: How old are you

How old are you?





Option	Total	Percent
11	3	5.77%
12	4	7.69%
13	9	17.31%
14	16	30.77%
15	10	19.23%
16	4	7.69%
17	5	9.62%
18	0	0%
Not Answered	1	1.92%

Question 3: What do you like best about Dalston?

What do you like best about Dalston

There were 52 responses to this part of the question.

Question 4: Name the worst things about Dalston.

Name the worst things about Dalston

There were 49 responses to this part of the question.

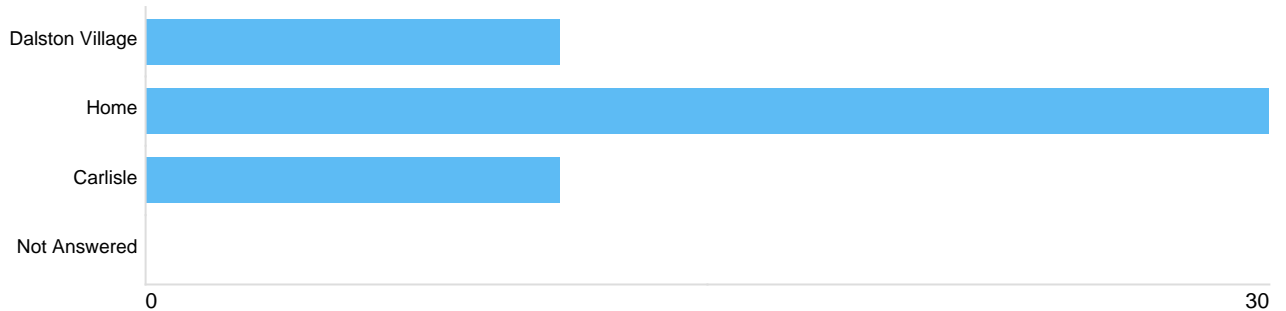
Question 5: How can we improve things?

How can we improve things?

There were 44 responses to this part of the question.

Question 6: Where do you spend most of your spare time?

Where do you spend most of your spare time?




Option	Total	Percent
Dalston Village	11	21.15%
Home	30	57.69%
Carlisle	11	21.15%
Not Answered	0	0%

Question 6A: Other:- please give details

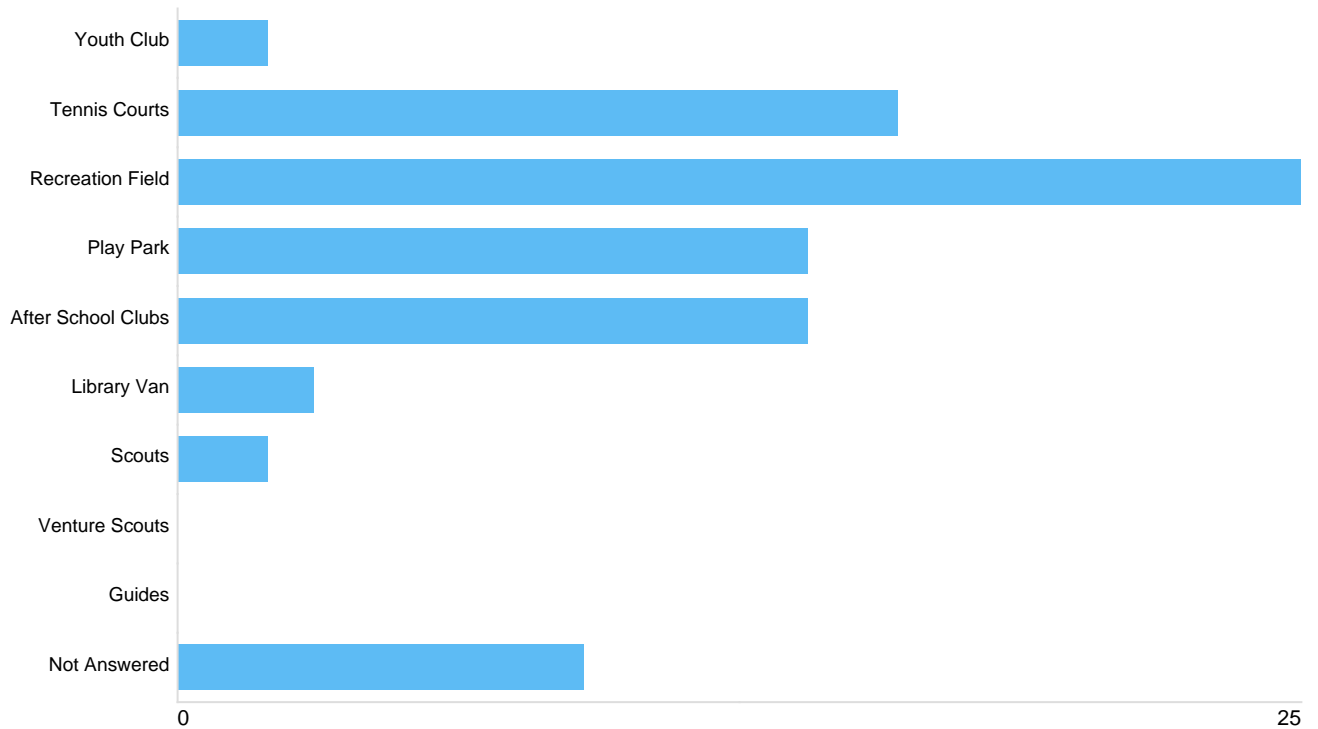
Other:- please give details

There were 3 responses to this part of the question.



Question 7: Which of the following do you use inside the Parish?

Which of the following do you use inside the Parish?



Option	Total	Percent
Youth Club	2	3.85%
Tennis Courts	16	30.77%
Recreation Field	25	48.08%
Play Park	14	26.92%
After School Clubs	14	26.92%
Library Van	3	5.77%
Scouts	2	3.85%
Venture Scouts	0	0%
Guides	0	0%
Not Answered	9	17.31%

Question 7a: Other:- please give details.

Other:- please give details

There were **12** responses to this part of the question.

Question 8: Do you use any facilities outside the Parish? Please give details; Facility, Area, Why?


Do you use any facilities outside the Parish?

There were **25** responses to this part of the question.

Question 8a: Are there any facilities/activities you would like to see in Dalston in the next 15 years?

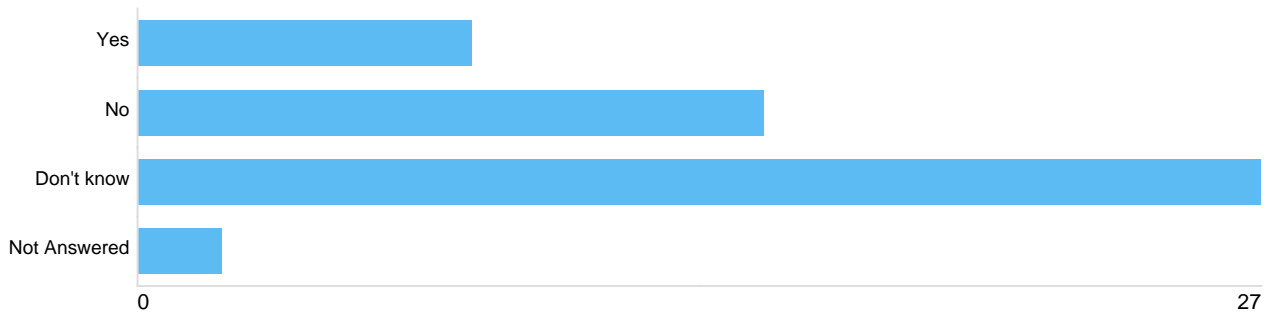
Are there any facilities/activities you would like to see in Dalston in the next 15 years?

There were **34** responses to this part of the question.



Question 9: After leaving school or college, would you like to remain/work in the area?

After leaving school or college. would you like to remain in the area?



Option	Total	Percent
Yes	8	15.38%
No	15	28.85%
Don't know	27	51.92%
Not Answered	2	3.85%

Question 9a: Can you imagine anything which might make this difficult?

Can you imagine anything that might make this difficult?

There were **38** responses to this part of the question.

Question 10: What else might make you worry about the future?

What else might make you worry about the future?

There were **39** responses to this part of the question.

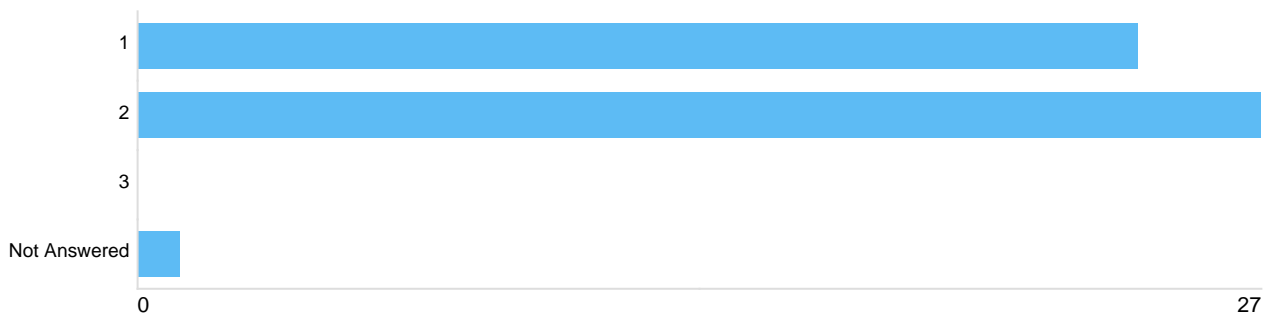
Question 11: If you wanted to tell a stranger to the area how to recognise Dalston, which three buildings would you select?


If you wanted to tell a stranger to the area how to recognise Dalston, which 3 buildings would you select?

There were **50** responses to this part of the question.

Question 12: How important are the items below? 1 is very important, 2 not very important and 3 has no importance at all. Tick one per item.

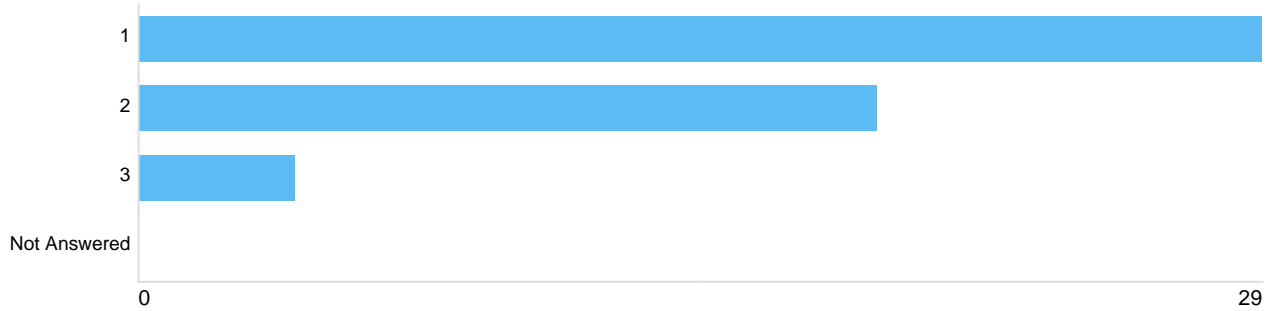
Please add comments below in relation to your scores for a.. b..c.. etc in Q12 - a) Local Jobs





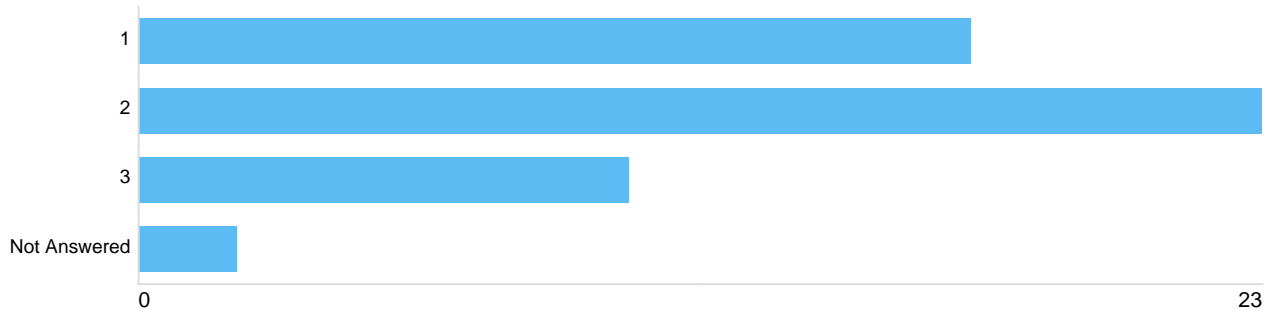
Option	Total	Percent
1	24	46.15%
2	27	51.92%
3	0	0%
Not Answered	1	1.92%

Please add comments below in relation to your scores for a.. b..c.. etc in Q12 - b) Homes that local people can afford to buy or rent



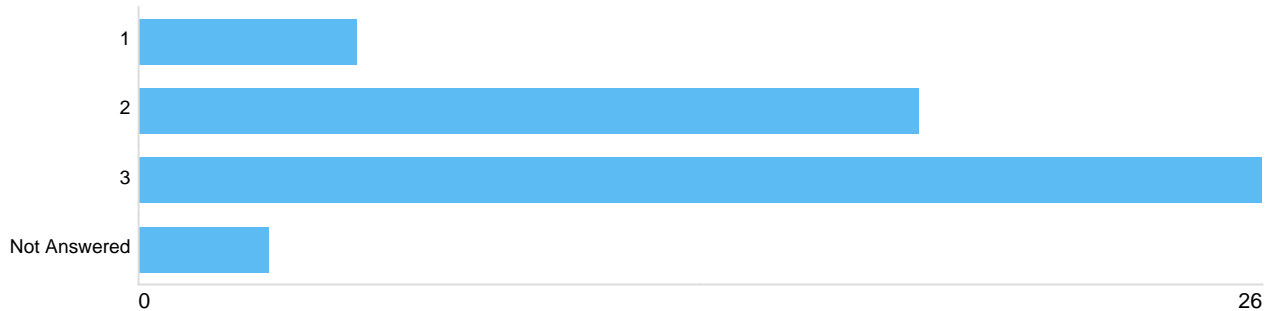
Option	Total	Percent
1	29	55.77%
2	19	36.54%
3	4	7.69%
Not Answered	0	0%


Please add comments below in relation to your scores for a.. b..c.. etc in Q12 - c) Improving the Village Centre



Option	Total	Percent
1	17	32.69%
2	23	44.23%
3	10	19.23%
Not Answered	2	3.85%

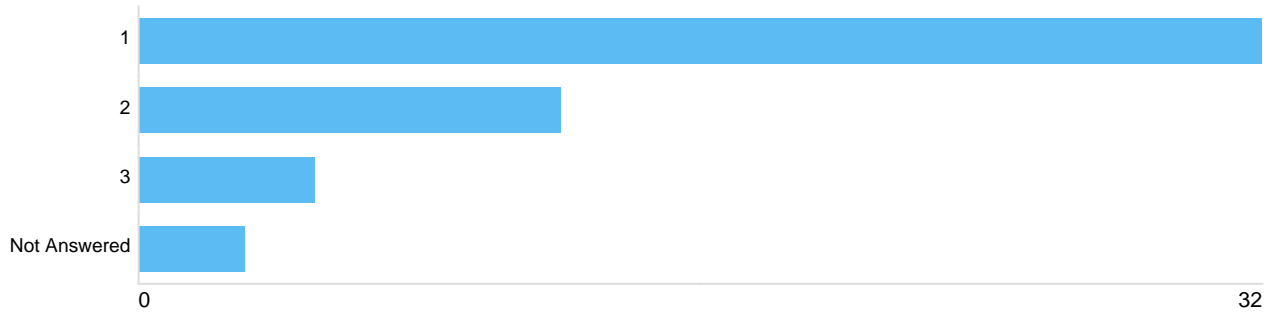
Please add comments below in relation to your scores for a.. b..c.. etc in Q12 - d) Tourism





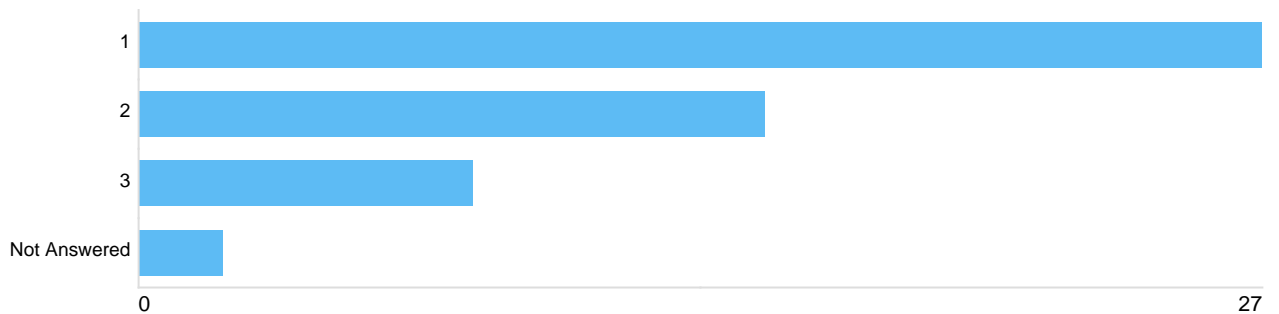
Option	Total	Percent
1	5	9.62%
2	18	34.62%
3	26	50.00%
Not Answered	3	5.77%

Please add comments below in relation to your scores for a.. b..c.. etc in Q12 - e) Health Care Facilities



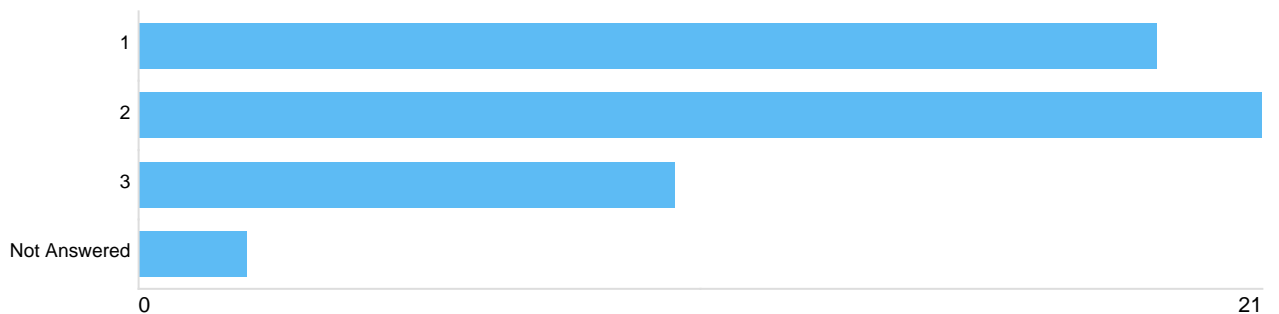
Option	Total	Percent
1	32	61.54%
2	12	23.08%
3	5	9.62%
Not Answered	3	5.77%


Please add comments below in relation to your scores for a.. b..c.. etc in Q12 - f) Futher Education (better facilities-wider range of courses for students)



Option	Total	Percent
1	27	51.92%
2	15	28.85%
3	8	15.38%
Not Answered	2	3.85%

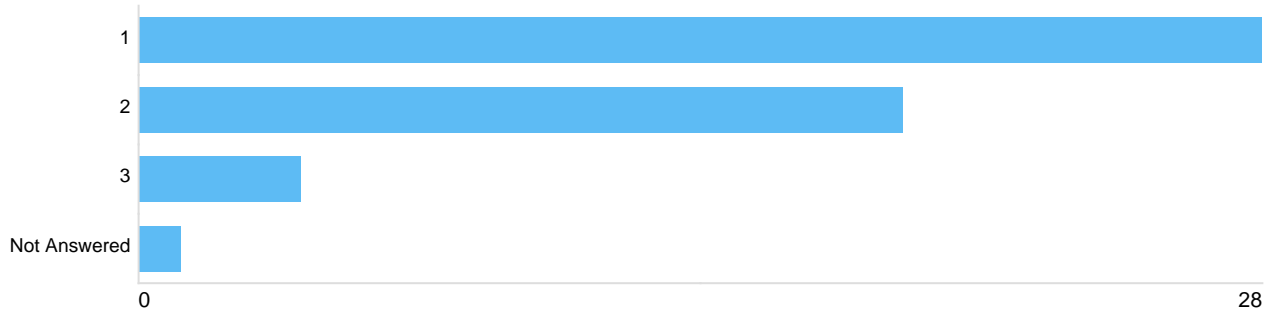
Please add comments below in relation to your scores for a.. b..c.. etc in Q12 - g) Protecting the environment





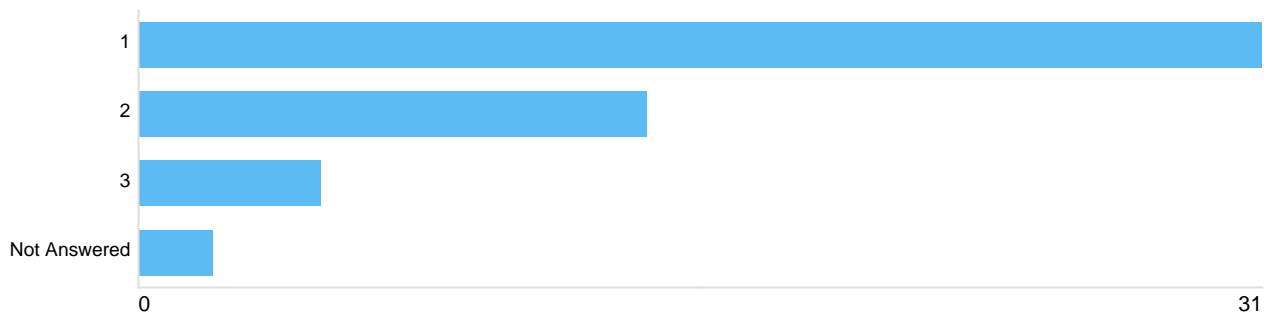
Option	Total	Percent
1	19	36.54%
2	21	40.38%
3	10	19.23%
Not Answered	2	3.85%

Please add comments below in relation to your scores for a.. b..c.. etc in Q12 - h) community Leisure Facilities (including parks & playing Fields



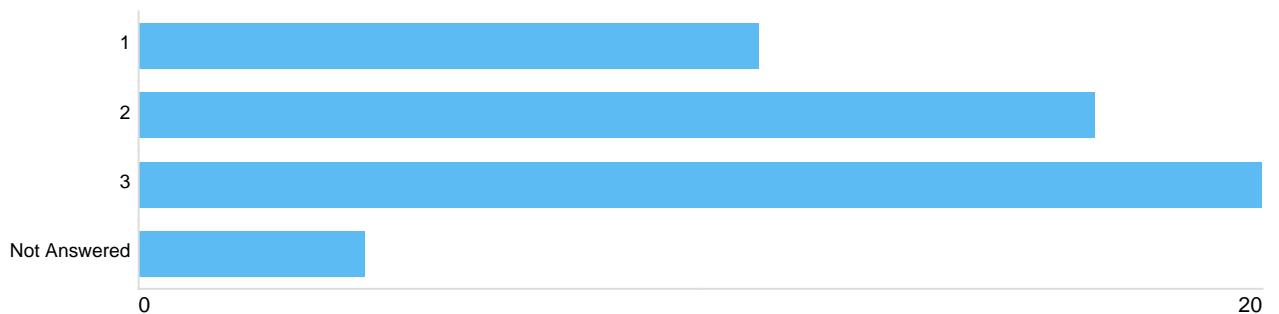
Option	Total	Percent
1	28	53.85%
2	19	36.54%
3	4	7.69%
Not Answered	1	1.92%


Please add comments below in relation to your scores for a.. b..c.. etc in Q12 - i) Public Transport



Option	Total	Percent
1	31	59.62%
2	14	26.92%
3	5	9.62%
Not Answered	2	3.85%

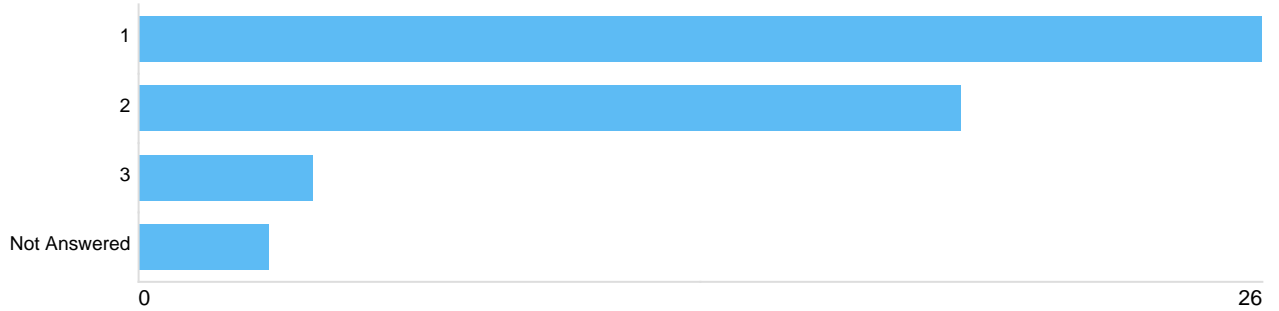
Please add comments below in relation to your scores for a.. b..c.. etc in Q12 - j) Youth club





Option	Total	Percent
1	11	21.15%
2	17	32.69%
3	20	38.46%
Not Answered	4	7.69%

Please add comments below in relation to your scores for a.. b..c.. etc in Q12 - k) Facilities for the disabled



Option	Total	Percent
1	26	50.00%
2	19	36.54%
3	4	7.69%
Not Answered	3	5.77%

Question 12a: Please add comments below in relation to your scores for a..b..c.etc in Q12

Please add comments below in relation to your scores for a.. b..c.. etc in Q12

There were 12 responses to this part of the question.

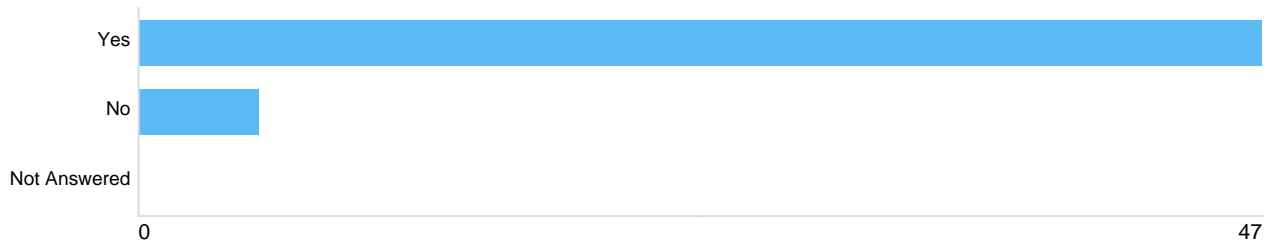
Question 12b: Any other comments?


Any other comments?

There were 3 responses to this part of the question.

Question 13: Should there be more opportunities for young people to have their say?

Should there be more opportunities for young people to have thier say?





Option	Total	Percent
Yes	47	90.38%
No	5	9.62%
Not Answered	0	0%

Question 14: Would you be interested in the formation of a Youth Council for Dalston?

Would you be interested in the formation of a Youth Council for Dalston?



Option	Total	Percent
Yes	22	42.31%
No	28	53.85%
Not Answered	2	3.85%

Question 15: To be included in the raffle enter your name

Name

There were **27** responses to this part of the question.

Question 15a: And your postcode

Your post code

There were **23** responses to this part of the question.

Question 16: Date of completion

Date of completion

There were **26** responses to this part of the question.